

2 0 2 2  
COLLECTION

LA QUALITÀ SENSIBILE.





Progettare e costruire oggetti  
di straordinaria bellezza  
e funzionalità da amare ogni  
giorno per tutti gli anni  
a venire.

Designing and manufacturing  
objects of extraordinary beauty  
and functionality that can be  
truly appreciated every day for  
years to come.

# A Family Company.

## **sempre vicini a te**

Proprio come una famiglia accudisce i suoi membri con amore e dedizione, così Colombo Design cura i suoi prodotti, con gli stessi valori e le medesime tradizioni, per fare di ogni ambiente una casa, senza scendere mai a compromessi sull'autenticità. Un manifesto contemporaneo dell'essere creativi, curiosi e sperimentali.

## **handles with care**

Just like a family that handles its members with love and care, Colombo Design cares about its family of products and its production with the same values and traditions to make of any place a home, never accepting any compromise to quality and function, individuality and authenticity. Bonding heritage with creativity, curiosity and innovation.

# Mission.

## la qualità sensibile

**Intraprendere** un'impresa nel terzo millennio.

**Infondere** entusiasmo ai collaboratori, convinti che il fattore umano sia condizione essenziale al progresso aziendale.

**Produrre** secondo criteri di eccellenza nelle varie fasi di lavorazione per offrire prodotti garantiti.

**Rinnovare** costantemente impianti e procedure per precedere i rischi dell'obsolescenza. Questi i requisiti di Colombo Design, leader mondiale nella produzione di accessori bagno, presente in 93 paesi nel mondo attraverso una fitta rete di agenti e distributori. Una realtà solida, nata nel 1991, che si estende su una superficie di 100.000 mq, di cui 25.000 mq coperti, a Terno d'Isola in provincia di Bergamo.

## discerning quality

**Creating** a business in the third millenium.

**Motivating** staff by recognising that human resources are essential to the company development.

**Achieving** manufacturing excellence at every stage of production so that products may be guaranteed.

**Continuously updating** machinery and manufacturing procedures in order to maintain quality levels in harmony with our environment. These are core principles of Colombo Design, world leader in the production of bathroom accessories, present in 93 countries worldwide through an extensive network of agents and distributors. A solid reality, founded in 1991, based in Terno d'Isola, in the province of Bergamo, with an area of 100,000 square meters, of which 25,000 sqm are covered.

# Network.

*factory*

**BERGAMO - ITALY**

*distributors*

ARGENTINA  
ARMENIA  
AUSTRALIA  
AUSTRIA  
AZERBAIJAN  
BAHRAIN  
BELARUS  
BELGIUM  
BENIN  
BOSNIA and HERZEGOVINA  
BRAZIL  
BULGARIA  
CANADA  
CHILE  
CHINA  
COLOMBIA  
CROATIA  
CYPRUS  
CZECH REPUBLIC

DENMARK  
ECUADOR  
EGYPT  
ESTONIA  
FINLAND  
FRANCE  
GEORGIA  
GERMANY  
GREECE  
HONG KONG  
HUNGARY  
ICELAND  
INDIA  
INDONESIA  
IRAN  
IRAQ  
IRELAND  
ISRAEL  
IVORY COAST

JAPAN  
JORDAN  
KAZAKHSTAN  
KENYA  
KYRGYZSTAN  
KUWAIT  
LATVIA  
LEBANON  
LIBYA  
LITHUANIA  
MACEDONIA  
MALAYSIA  
MALTA  
MEXICO  
MOLDOVA  
MONACO  
MONTENEGRO  
MOROCCO  
NETHERLANDS

NEW CALEDONIA  
NEW ZEALAND  
NIGERIA  
OMAN  
PAKISTAN  
PANAMA  
PHILIPPINES  
POLAND  
PORTUGAL  
PUERTO RICO  
QATAR  
ROMANIA  
RUSSIA  
SAUDI ARABIA  
SENEGAL  
SERBIA  
SINGAPORE  
SLOVAKIA  
SLOVENIA

SOUTH AFRICA  
SOUTH KOREA  
SPAIN  
SWEDEN  
SWITZERLAND  
SYRIA  
THAILAND  
TUNISIA  
TURKEY  
UAE  
UKRAINE  
UNITED KINGDOM  
USA  
UZBEKISTAN  
VENEZUELA  
VIETNAM  
ZIMBABWE



*Lo sviluppo è sostenibile se soddisfa i bisogni delle generazioni presenti senza compromettere le possibilità per le generazioni future di soddisfare i propri bisogni.*

*(Brundtland Report, United Nations, 1987)*

## È tempo di green made

Green Made significa pensare, progettare e produrre in armonia con l'ambiente.

**Green Made: perché** In una economia globale assume un ruolo sempre più importante la protezione delle risorse disponibili ed in particolare lo studio degli aspetti ambientali legati alle diverse attività produttive. L'aumento dei consumi delle risorse non rinnovabili (i minerali ed i metalli come pure i combustibili fossili), dovuto alla costante crescita della popolazione mondiale, impone standards di produzione che privilegino la conservazione delle risorse disponibili. I nostri processi produttivi sono frutto di una globale attenzione alla tutela dell'ambiente.

La gestione accurata di questi processi ha portato, tra le altre cose, all'ottenimento della certificazione UNI EN ISO 14001 «Sistema di gestione ambientale certificato».

**Green Made: il valore** Ogni singola fase di progettazione e produzione è attentamente analizzata sotto il profilo dell'impatto ambientale ed ogni scelta successiva dettata dal raggiungimento degli obiettivi di eco compatibilità. Così durante la produzione vera e propria, saranno le più avanzate tecnologie appositamente sviluppate ed i più severi controlli, effettuati da personale qualificato, a garantire Green Made by Colombo Design: un prodotto nato con il pensiero costantemente rivolto all'ambiente.

*Sustainable development is development that meets the needs of the present without compromising the ability of future generations to meet their own needs.*

*(Brundtland Report, United Nations, 1987)*

## it's green made time

«Green made» means thinking, developing and manufacturing in harmony with our environment.

**Green Made: why** Protecting our resources is more and more important in a global economy, and in particular paying attention to reflections of manufacturing onto the environment. Increase of consumptions of non-renewable resources (minerals, metals and fossil combustibles) due to increase of population, imposes manufacturing standards which privilege conservation of the available resources and raw materials. Our production processes are the result of a total attention to environmental protection. By the accurate management of these processes we obtained the UNI EN ISO 14001 certification «Certified environmental management system».

**Green Made: values** Each design and production step is carefully checked with regards to the environmental impact and each following decision is taken if our eco-compatibility objectives are fully reached. This means that when we manufacture our products, the Green Made concept by Colombo Design will be guaranteed by the advanced technologies and very strict controls carried out by a very highly qualified personnel, generating a product conceived constantly thinking of the environment.

# Warranties.



## UNI EN ISO 9001

*Sistema di gestione certificato da ICIM*

Questa certificazione è valida per il seguente campo applicativo: Progettazione e fabbricazione di maniglie, complementi per arredamento e di accessori per l'arredo del bagno in materiali non ferrosi.

*Certified management system by ICIM*

This certification is valid for the following application field: Design and manufacture of handles, furniture co-ordinated accessories and bathroom furniture accessories in non-ferrous materials.



## UNI EN ISO 14001

*Sistema di gestione certificato da ICIM*

Questa certificazione è valida per il seguente campo applicativo: Progettazione e fabbricazione di maniglie e complementi per arredamento in materiale non ferroso, accessori per l'arredo del bagno mediante le fasi di: pressofusione, burattatura, pulitura, galvanica, verniciatura, assemblaggio, confezionamento ed immagazzinamento.

*Certified management system by ICIM*

This certification is valid for the following application field: Design and manufacture of non-ferrous handles and coordinated furniture accessories, bathroom furniture accessories by: die-casting, tumble finishing, polishing, electroplating, varnishing, assembling, packing and storing.



# Certifications.



## Trattamento di protezione garantito 30 anni

Con la garanzia di “30 anni” sulle finiture **HPS Zirconium Gold, Oromat, HPS/SS Satinata, Grafite, Grafite Mat, Vintage e Vintage Mat**. I prodotti trattati con il processo PVD garantiscono prestazioni di lunga durata. L'utilizzo di questi prodotti è particolarmente indicato in ambienti corrosivi, come aree marine ricche di salsedine o in zone soggette a piogge acide. L'utilizzo in pieno sole e le escursioni di temperatura non pregiudicano l'estetica del prodotto con viraggi di tonalità del colore. La durezza del rivestimento e il basso coefficiente di attrito superficiale garantiscono un'ottima resistenza ai graffi dovuti, per esempio, all'utilizzo di anelli. Eventuali ammaccature provocate da urti o colpi possono intaccare l'integrità e provocare il decadimento delle prestazioni del rivestimento.



## Trattamento di protezione garantito 10 anni

La lunga esperienza maturata nel settore dei trattamenti galvanici, unita alla scelta di prestare particolare attenzione alla qualità nei processi produttivi, consentono a Colombo Design di garantire le finiture dei suoi prodotti oltre la normale copertura prevista dalla legge. E' quindi con particolare orgoglio che offriamo ai nostri utenti la garanzia di “10 anni” sulle finiture **Cromo, Satinata, Bianco opaco e Nero opaco**. Per un utilizzo ottimale del prodotto, ed ottemperare alle regole della garanzia: evitare l'impiego di sostanze solventi, abrasivi, alcool; rimuovere le eventuali tracce di sporco e polvere solo con un panno inumidito in acqua tiepida.

## Treatment protection guaranteed 30 years

Treatment with warranty of “30 years” on **HPS Zirconium Gold, Matt gold, HPS/SS Satin, Graphite, Matt Graphite, Vintage and Matt Vintage** finishings. All PVD-treated products with High Protection System finishing guarantee better performance than any other type of coating, either galvanic or lacquer. The use of these products is strongly recommended in such places as high-salinity marine areas or areas subject to acid rains. The use in bright sunshine and temperature ranges does not cause color changes. The hardness of the coating and the low rate of surface friction ensure a very good resistance to scratches due to the use of rings (for example). Any dents due by hits or impact can spoil the surface and affect the coating performance.

## Treatment protection guaranteed 10 years

The long experience in the field of galvanic treatments, combined with the choice to pay special attention to the quality in production processes, enable Colombo Design to ensure the finishings of its products beyond the normal warranty provided by law. It is therefore with great pleasure, we offer to our end-users the warranty of "10 years" on **Chrome, Satin, Matt white and Matt black** finishings. This commitment of product durability is our strong and alternative response to consumerism «disposable». For maximum performance, kindly comply with the rules of warranty: do not use solvents, abrasives or alcohol; remove any traces of dirt and dust only with a cloth damped in water.

# PVD




## *Pvd collection, ispirata dai nuovi colori di tendenza.*

Il trattamento PVD (Physical Vapor Deposition) è un processo di altissimo livello tecnologico che, mediante deposizione fisica da vapore di una sottile pellicola di straordinaria durezza, permette di ottenere un rivestimento superficiale dalle eccezionali caratteristiche estetiche e tecniche. Una tecnologia utilizzata per offrire tonalità cromatiche stabili nel tempo e per garantire prodotti con elevata durezza superficiale, inalterabilità ai raggi UV, resistenza all'usura, all'abrasione e alla corrosione. Garantito 30 anni e realizzato internamente negli stabilimenti produttivi Colombo Design mediante l'utilizzo di una speciale macchina, il trattamento PVD è disponibile nelle finiture Oromat, Zirconium Gold, Zirconium stainless-steel, Vintage, Vintage Mat, Grafite e Grafite Mat.

## *Pvd collection, be inspired by new trending colors.*

PVD (Physical Vapor Deposition) treatment is a process of the highest technological level which allows to obtain a surface coating with exceptional aesthetic and technical characteristics through physical vapor deposition of a thin film of extraordinary hardness. A technology used to offer stable color tones over time and to guarantee products with high surface hardness, inalterability against UV rays, resistance to wear and corrosion. 30 years warranted and obtained internally in the Colombo Design production plants using a special machine, the PVD treatment is available in Oromat, Zirconium Gold, Zirconium stainless-steel, Vintage, Vintage Mat, Graphite and Matt Graphite finishes.

# Materials, Galvanic Treatment and Finishings.



## materiali

- OTTONE
- CROMALL®
- ACCIAIO INOX AISI 316 L

## ciclo standard trattamento galvanico


- OTTONE e/o CROMALL®  
leghe metalliche con qualità certificata
- strato di pre-rame elettrodeposto
- secondo strato di rame elettrodeposto
- strato livellante di NICHEL elettrodeposto  
ad altissimo spessore
- CROMO galvanico
- trattamento PVD solo per finiture  
HPS ZIRCONIUM GOLD, OROMAT  
HPS/SS SATINATA, GRAFITE, GRAFITE MAT  
VINTAGE, VINTAGE MAT

## materials

- SOLID BRASS
- CROMALL®
- AISI 316 L INOX STAINLESS-STEEL

## standard galvanic treatment cycle

- SOLID BRASS and/or CROMALL®  
metal alloys of certified quality
- first electroplated copper layer
- second electroplated copper layer
- very high electroplated NICKEL  
levelling layer
- electroplated CHROME
- PVD treatment applicable only on finishings  
HPS ZIRCONIUM GOLD, MATT GOLD  
HPS/SS SATIN, GRAPHITE, MATT GRAPHITE  
VINTAGE, MATT VINTAGE



# Thinking Design.

*la nostra idea di design è trovare soluzioni e risolvere problemi.*

Saper intuire le necessità del consumatore, nelle varie sfumature derivate dalle culture, dalle età e rispondervi con coscienza etica, sapienza tecnica e armonia estetica.

*our idea of design is to find solutions and solve problems.*

Understanding the needs of the consumer, with all the differences between cultures and between generations, reacting with ethical awareness, technical expertise and aesthetic harmony.

# Collections.

## le collezioni the collections



15 <b>_trenta</b>	139 <b>lulù</b>	277 <b>time</b>
33 <b>alizé</b>	161 <b>luna</b>	
49 <b>forever</b>	179 <b>melò</b>	
65 <b>khala</b>	195 <b>nordic</b>	
81 <b>land</b>	215 <b>over</b>	
99 <b>link</b>	233 <b>plus</b>	
117 <b>look</b>	261 <b>road</b>	

## basic



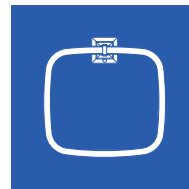
349 **basic**  
371 **basicQ**

## PVD collection



390 **\_trenta**  
392 **look**  
394 **plus**

## Classic Line



303 **hermitage**  
327 **portofino**

## piantane e colonne free standing and wall columns



405 **isole<sup>2</sup>**  
415 **planets**  
427 **square**  
435 **units**

## coordinati d'arredo design complements



445 **appenditutto** / coat hangers  
463 **oggettistica** / free standing objects  
483 **mood bath**  
495 **complementi** / complements

## coordinati doccia shower complements



511 **angolari** / shower baskets  
537 **cavalletti & sedili**  
/ universal racks & seats

## specchi mirrors



549 **specchi ingranditori** / magnifying mirrors  
559 **fashion mirrors**

## contract comunità contract community



567 **contract**




2022 EDITION

# Le Collezioni

**The Collections**

MADE IN ITALY





30

ANNIVERSARY  
CELEBRATION  
COLLECTION

TRENTA



“Non sono gli anni della tua vita  
che contano, ma la vita nei tuoi anni.”

“It is not the years of your life that matter,  
but the life in your years”.

*Abraham Lincoln*

**Trenta, come gli anni di Colombo Design.  
Trent'anni di impegno costante, passione  
condivisa, scelte audaci e obiettivi raggiunti.  
Per celebrare questa importante tappa,  
Colombo Design ha affidato a Luca Colombo  
e Pio & Tito Toso la creazione di una nuova  
collezione di accessori per l'arredo bagno.  
Una serie nata a “sei mani” dall'unione del  
pensiero progettuale e creativo dei tre  
designers, caratterizzata da un tratto  
morbido ed essenziale che le conferisce uno  
stile moderno, evidenziato dalle tre finiture  
proposte: Cromo, Neromat (RAL 9005)  
e PVD Grafite Mat.**

Trenta, like the years of Colombo Design.  
Thirty years of constant effort, shared passion,  
daring choices and achievements.  
To celebrate this important milestone,  
Colombo Design has entrusted Luca Colombo  
and Pio & Tito Toso with the creation of a  
new collection of bathroom fittings. A series  
born in "six hands" from the creative mind  
of the three designers, characterized by a soft  
and essential line that gives it a modern style,  
highlighted by the three finishes proposed:  
Chrome, Matt Black (RAL 9005) and  
PVD Matt Graphite.



B3001



B3002  
B9340



B3041 - B9341 - B3040





B3012





B3031



B3009  
B3010  
B3011  
B3011XL





PT17





B3008

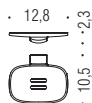


*B3007*  
*B3006*



# TRENTA

Design: Luca Colombo / Pio e Tito Toso lab



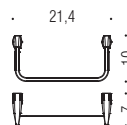
**B3001**  
Porta sapone inamovibile  
Irremovable soap dish holder



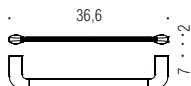
**B3002**  
Porta bicchiere  
Glass holder



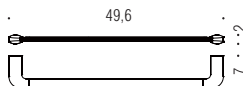
**B9340**  
Spandisapone (L 0,30)  
Soap dispenser



**B3031**  
Porta salvietta ad anello  
Ring towel holder



**B3009**  
Porta salvietta  
Towel holder




**B3010**  
Porta salvietta  
Towel holder



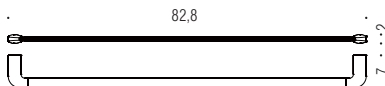
**PT17**  
Appenditutto  
Hook



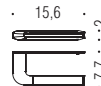
**PT27**  
Appenditutto  
Hook



**B3011**  
Porta salvietta  
Towel holder



**B3011XL**  
Porta salvietta  
Towel holder



**B3008**  
Porta rotolo reversibile  
Reversible paper holder





**Materiale**  
Material

**Ottone / Cromall®**  
Brass / Cromall®

**Finiture**  
Finishes



**Cromo**  
Chrome



**Grafite Mat**  
Matt Graphite



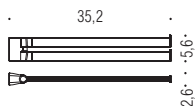
**Nero Opaco RAL 9005**  
Matt Black



**Accessori con fissaggio vite e tassello**  
Accessories with screw and plug fixing



**Accessori d'appoggio**  
Free-standing accessories



**B3012**  
**Porta salvietta doppio a snodo**  
Double bar towel holder



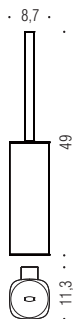
**B3040**  
**Porta sapone d'appoggio**  
Standing soap dish holder



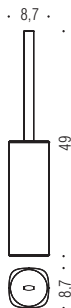
**B3041**  
**Porta bicchiere d'appoggio**  
Standing glass holder



**B9341**  
**Spandisapone (L 0,30) d'appoggio**  
Standing soap dispenser




**B3007**  
**Porta scopino**  
Hanging brush holder



**B3006**  
**Porta scopino d'appoggio**  
Standing brush holder





ALIZÉ



**“La prima regola, e forse l’unica, del buono stile è che si abbia qualcosa da dire: con questa regola si va lontano.”**

“The first rule, then, for a good style is that the author should have something to say; nay, this is in itself almost all that is necessary.”

*Arthur Schopenhauer*

**Un approccio alla materia proprio come l'avrebbe avuto l'aliseo, plasmando e avvolgendo ogni contrasto e accarezzando ogni dettaglio degli accessori; ne risultano delle figure dai profili morbidi e dai toni briosi, che ben si adattano a completare le nuove sale da bagno ed a rinnovare quelle passate.**

Approaching like the sail winds shaping and stroking all minute contrasts in accessories, the result is figures alive with soft melodies and profiles that are well suited to complement the new bathrooms and to renew the old ones.



*B2509*






B9330S








B2512





B2511  
B2510  
B2509





*AR37*



*B2508D*

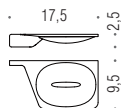


*B2507S*  
*B2506*

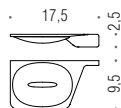


# ALIZÉ

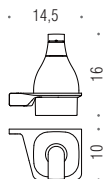
Angeletti Ruzza Design



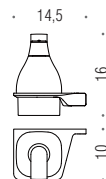
**B2501D**  
Porta sapone destro  
Right soap dish holder



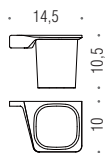
**B2501S**  
Porta sapone sinistro  
Left soap dish holder



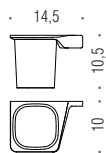
**B9330D**  
Spandisapone destro (L 0,50)  
Right soap dispenser



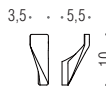
**B9330S**  
Spandisapone sinistro (L 0,50)  
Left soap dispenser



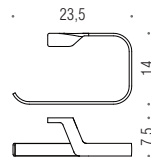
**B2502D**  
Porta bicchiere destro  
Right glass holder



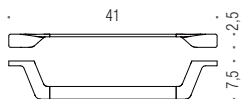
**B2502S**  
Porta bicchiere sinistro  
Left glass holder



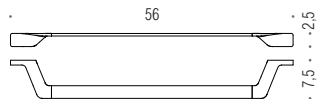
**AR37**  
Appetitutto  
Hook




**B2531**  
Porta salvietta ad anello  
Ring towel holder



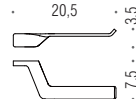
**B2509**  
Porta salvietta  
Towel holder



**B2510**  
Porta salvietta  
Towel holder



**B2511**  
Porta salvietta  
Towel holder



**B2508D**  
Porta rotolo destro  
Right paper holder





Materiale  
Material

Ottone / Cromall®  
Brass / Cromall®

Finiture  
Finishes



Cromo  
Chrome

Complemento  
Complement

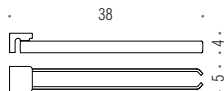
Vetro acidato naturale  
Natural acid glass



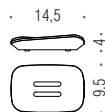
Accessori con fissaggio vite e tassello  
Accessories with screw and plug fixing



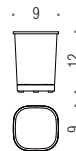
Accessori d'appoggio  
Free-standing accessories



**B2512**  
Porta salvietta doppio a snodo  
Double bar towel holder



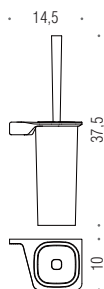
**B2540**  
Porta sapone d'appoggio  
Standing soap dish holder



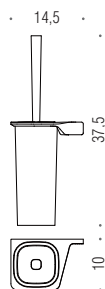
**B2541**  
Porta bicchiere d'appoggio  
Standing glass holder



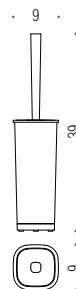
**B9331**  
Spandisapone (L 0,50) d'appoggio  
Standing soap dispenser



**B2507D**  
Porta scopino destro  
Right hanging brush holder

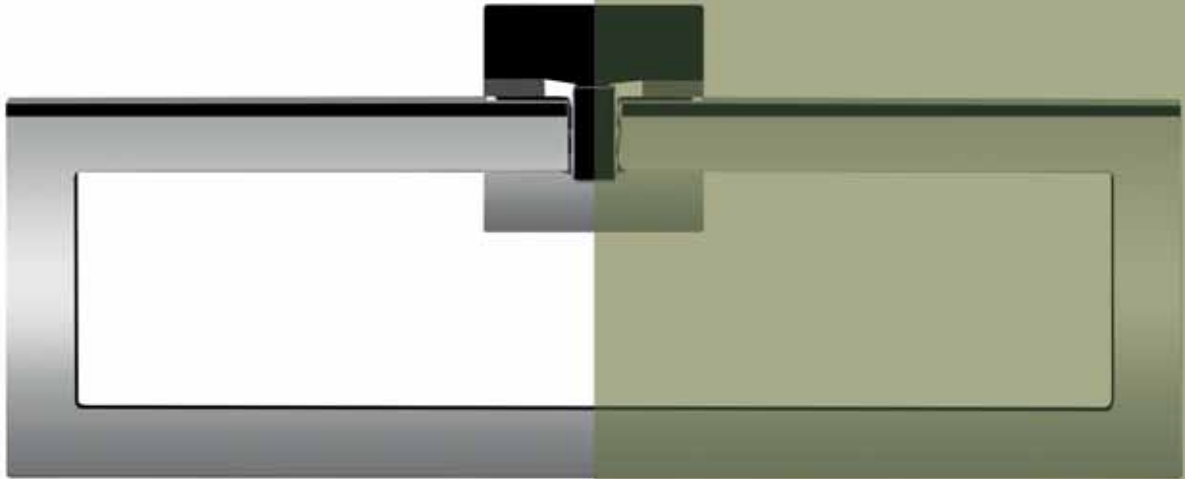


**B2507S**  
Porta scopino sinistro  
Left hanging brush holder



**B2506**  
Porta scopino d'appoggio  
Standing brush holder





FOREVER



**“Dobbiamo usare saggiamente il tempo e capire sempre che i tempi sono maturi per fare la cosa giusta.”**

“We must use time wisely and forever realize that the time is always ripe to do right.”

*Nelson Mandela*



**Fascino essenziale e moderno, questa è la collezione Forever di Colombo Design. Una ricca proposta in finitura cromata, accessori che diventano decorazione delle stanze da bagno improntate al benessere, al relax e all'intimità. Arredare il bagno con la linea di accessori Forever costituisce una scelta nel contempo di stile e funzionale. Il motivo? Il fissaggio ottenuto con uno speciale nastro biadesivo, valore aggiunto della serie.**

Essential and modern charm, this is the Forever collection by Colombo Design. A wide-ranging proposal in chrome finish, for accessories that become decoration of bathrooms for wellbeing, relaxation and intimacy. To beautify your bathroom with Forever accessories is a choice both functional and stylish. The reason? The fixing system obtained with a special bi-adhesive tape, added value of this series.

B2901



B2902-B9333



B2941 - B9334 - B2940





LC67



*B2909 - B2910 - B2911*







B2908



B2991

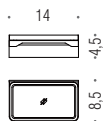


B2907  
B2906

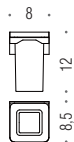


# FOREVER

Design: Luca Colombo



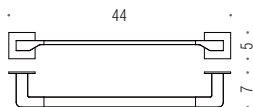
**B2901**  
Porta sapone  
Soap dish holder



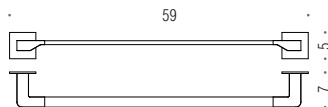
**B2902**  
Porta bicchiere  
Glass holder



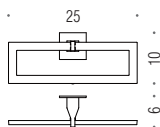
**B9333**  
Spandisapone (L 0,22)  
Soap dispenser



**B2909**  
Porta salvietta  
Towel holder



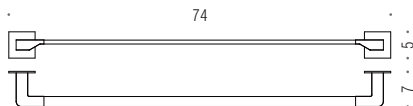
**B2910**  
Porta salvietta  
Towel holder



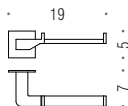
**B2931**  
Porta salvietta ad anello  
Ring towel holder



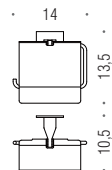
**LC67**  
Appenditutto  
Hook



**B2911**  
Porta salvietta  
Towel holder



**B2908**  
Porta rotolo  
Paper holder



**B2991**  
Porta rotolo coperto  
Paper holder with cover



**Direzione destra o sinistra  
modificabile dal cliente**  
End user may modify  
left or right direction



Materiale  
Material

Ottone / Cromall®  
Brass / Cromall®

Finiture  
Finishes



Complemento  
Complement

Vetro acidato naturale  
Natural acid glass



Accessori con fissaggio ad incollo con biadesivo  
Accessories with double-sided adhesive tape fixing



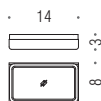
Accessori d'appoggio  
Free-standing accessories

La collezione Forever è stata appositamente progettata per un fissaggio a muro e vetro ottenuto con uno speciale nastro biadesivo in schiuma acrilica ad alte prestazioni (3M™ VHB™). Le caratteristiche tecniche di questa serie, unite ad un sistema di montaggio semplice e rapido, consentono un utilizzo dell'accessorio in condizioni difficili senza mai pregiudicare la tenuta e l'estetica. Le strisce biadesive sono già premontate sul pezzo e, per la preparazione della superficie del muro, all'interno della confezione sono presenti un kit di pulizia ed uno stick con il primer/attivatore.

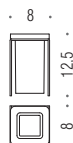
Attenzione: si sconsiglia l'applicazione dei pezzi su superfici particolarmente ruvide o poco compatte, come intonaci, muri grezzi, resine, piastrelle strutturate e mosaici.

The Forever collection has been specially designed for a wall and glass fixing with a special high performance double sided acrylic foam tape (3M™ VHB™). The technical characteristics of this collection, combined with a quick and easy mounting system, allow an use of the appliance even in difficult conditions without ever affecting the aesthetics or the durability of use. Adhesive strips are already preassembled on the piece and, for the preparation of the wall surface, inside the box there is a cleaning kit and a stick with the Activator/primer.

Warning: we do not recommend the application of the pieces on particularly rough surfaces such as plaster, raw concrete walls, resins, textured tiles and mosaics.



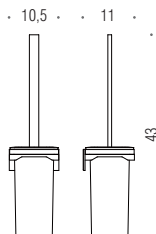
**B2940**  
Porta sapone d'appoggio  
Standing soap dish holder



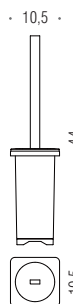
**B2941**  
Porta bicchiere d'appoggio  
Standing glass holder



**B9334**  
Spandisapone (L 0,22) d'appoggio  
Standing soap dispenser

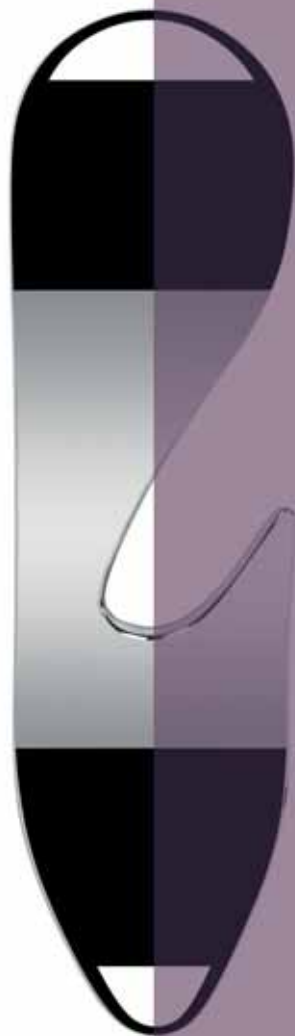


**B2907**  
Porta scopino  
Brush holder



**B2906**  
Porta scopino d'appoggio  
Standing brush holder





KHALA

**Makio Hasuike ha voluto interpretare l'ottone, materiale predominante negli accessori della serie, alleggerendone gli spessori ed il volume, per giungere all'essenzialità del segno. Design di sintesi, quindi sinonimo di contenuti semplici ma capaci di evocare emozioni. Ogni accessorio della serie Khala è un pezzo fuso unico e gli sbalzi asimmetrici nei supporti degli accessori creano leggerezza e fluidità. Una collezione di oggetti di arredamento di grande personalità e forte valenza semantica.**

By reducing the proportions and mass of the accessories, Makio Hasuike has redefined the use of brass, the core material of this "essential" collection. Simple and abstract designs, but with a strength of character that evokes an emotional response. Each accessory of the Khala range is cast as one piece, in an asymmetrical style which gives delicate and flowing lines. A collection of bathroom furnishings with a strong and distinctive personality.

**Quando si tratta di dare forma ad un oggetto, ci si confronta con il tema della responsabilità."**

"When it comes to giving shape to an object, you are confronted with the issue of responsibility.





*B18PZ*



*B1816*



B1801



B1802



B9303












*B1813*





*MH17*



*B1808*



*B1807*



# KHALA

Design: Makio Hasuike



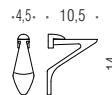
**B1801**  
Porta sapone  
Soap dish holder



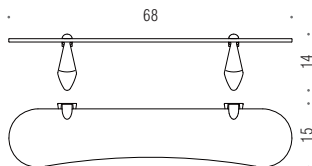
**B1802**  
Porta bicchiere  
Glass holder



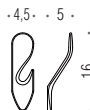
**B9303**  
Spandisapone (L 0,35)  
Soap dispenser



**B18PZ**  
Reggimensola regolabile 4-10 mm  
Adjustable shelf holder (4-10 mm)



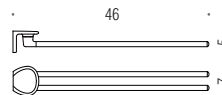
**B1816**  
Mensola  
Shelf



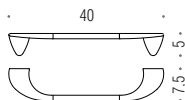
**B1817**  
Appenditutto  
Hook



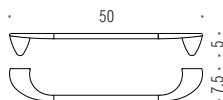
**B1831**  
Porta salvietta ad anello  
Ring towel holder



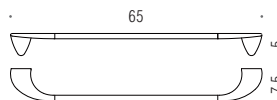
**B1813**  
Porta salvietta doppio a snodo  
Double bar towel holder



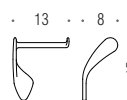
**B1809**  
Porta salvietta  
Towel holder



**B1810**  
Porta salvietta  
Towel holder



**B1811**  
Porta salvietta  
Towel holder



**B1808**  
Porta rotolo  
Paper holder





Materiale  
Material

Ottone / Cromall®  
Brass / Cromall®

Finiture  
Finishes



Cromo  
Chrome

Complemento  
Complement



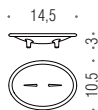
Vetro acidato naturale  
Natural acid glass



Accessori con fissaggio vite e tassello  
Accessories with screw and plug fixing



Accessori d'appoggio  
Free-standing accessories



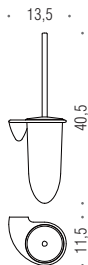
**B1840**  
Porta sapone d'appoggio  
Standing soap dish holder



**B1841**  
Porta bicchiere d'appoggio  
Standing glass holder




**B9304**  
Spandisapone (L 0,35) d'appoggio  
Standing soap dispenser



**B1807**  
Porta scopino  
Hanging brush holder





LAND





**“I dettagli non sono dettagli.  
Sono l’essenza del progetto.”**

“The details are not the details.  
They make the design..”

*Charles Eames*

**Un gruppo di progettisti giovani, competenti e geniali, ha ideato una collezione di complementi per l’arredo del bagno denominata “LAND”, le cui linee curve si dispiegano armoniosamente e rimandano a forme primarie che suscitano emozioni.**

A group of young, skilled and ingenious designers, have conceived a collection of accessories called “LAND”, whose curves unfold harmoniously reminding us of primitive shapes that stir up emotions.



*B28PZ*



*B2816*



B2841 - B9319 - B2840















*B2874D*

*B2813*



CD67



CD77



*B2808*



*B2891*









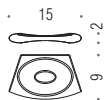
*B2887*

*B2888*



# LAND

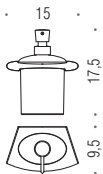
Design: **TEAM 3**



**B2801**  
Porta sapone inamovibile  
Irremovable soap dish holder



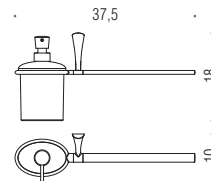
**B2802**  
Porta bicchiere  
Glass holder



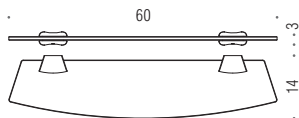
**B9318**  
Spandisapone (L 0,23)  
Soap dispenser



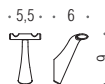
**B28PZ**  
Reggimensola regolabile 6-8 mm  
Adjustable shelf holder (6-8 mm)



**B2874D**  
Spandisapone (L 0,23) e porta  
salvietta per bidet destro  
Right soap dispenser and towel  
holder for bidet



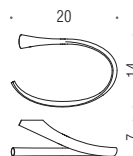
**B2816**  
Mensola  
Shelf



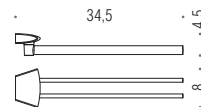
**CD67**  
Appenditutto  
Hook



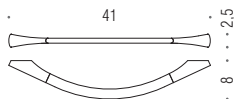
**CD77**  
Appenditutto  
Hook



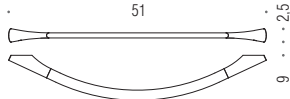
**B2831**  
Porta salvietta ad anello  
Ring towel holder



**B2813**  
Porta salvietta doppio a snodo  
Double bar towel holder



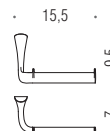
**B2809**  
Porta salvietta  
Towel holder



**B2810**  
Porta salvietta  
Towel holder



**B2811**  
Porta salvietta  
Towel holder



**B2808**  
Porta rotolo  
Paper holder



**B2891**  
Porta rotolo coperto  
Paper holder with cover



Materiale  
Material

Ottone / Cromall®  
Brass / Cromall®

Finiture  
Finishes



Cromo  
Chrome

Complemento  
Complement



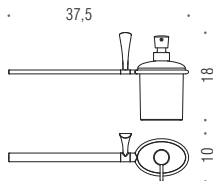
Vetro acidato naturale  
Natural acid glass



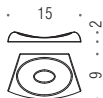
Accessori con fissaggio vite e tassello  
Accessories with screw and plug fixing



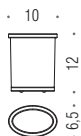
Accessori d'appoggio  
Free-standing accessories



**B2874S**  
Spandisapone (L 0,23) e porta  
salvietta per bidet sinistro  
Left soap dispenser and towel  
holder for bidet



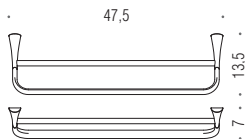
**B2840**  
Porta sapone d'appoggio  
Standing soap dish holder



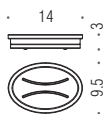
**B2841**  
Porta bicchiere d'appoggio  
Standing glass holder



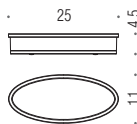
**B9319**  
Spandisapone (L 0,23) d'appoggio  
Standing soap dispenser



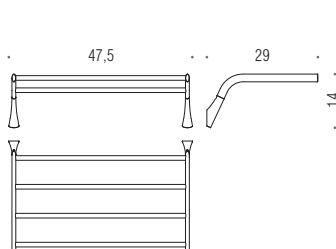
**B2888**  
Porta salvietta doppio  
Double towel holder



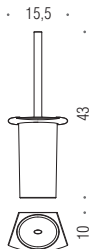
**B2842**  
Porta sapone d'appoggio  
Standing soap dish holder



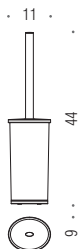
**B2843**  
Porta oggetti da bagno  
Bathroom basket



**B2887**  
Rack porta salvietta  
Rack towel holder




**B2807**  
Porta scopino  
Hanging brush holder



**B2806**  
Porta scopino d'appoggio  
Standing brush holder





LINK



**Sottrarre, valorizzare la funzione, sottolineare il concetto: semplicità sinonimo di leggerezza. Link di Angeletti e Ruzza è una collezione di oggetti che non vincola l'arredamento del bagno, liberandolo da soluzioni scontate.**

**Link è espressione fondamentale di design ricondotto a segni minimi che esaltino il contesto per recuperare uno stile rigoroso finalizzato a rinnovarsi nel segno dell'eccellenza.**

The attempt to get to the heart of concept of simplicity reveals its importance on functional values. Collection Link, by Angeletti e Ruzza expresses a multiple identity for any living solution. The early sign gains its potential in appealing contests and expectations of bath areas, increasing a perfect style under discerning excellence.

**Due oggi sono i requisiti richiesti agli oggetti: emozione e tecnologia.**

There are two requested requirements for the objects, emotion and technology.





*B24PZD*



*B2416*





B9310D

B9311  
B2441  
B2440









*B2409*  
*B2410*  
*B2411*



*B2412D*



*B2413*

B2408





AR27

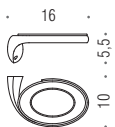




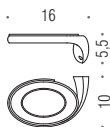


# LINK

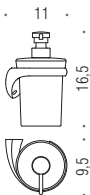
Angeletti Ruzza Design



**B2401D**  
Porta sapone destro  
Right soap dish holder



**B2401S**  
Porta sapone sinistro  
Left soap dish holder



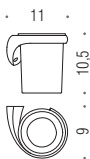
**B9310D**  
Spandisapone destro (L 0,32)  
Right soap dispenser



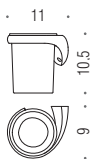
**B9310S**  
Spandisapone sinistro (L 0,32)  
Left soap dispenser



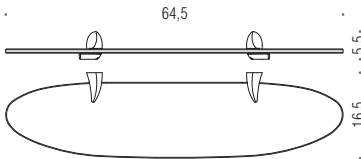
**B24PZD**  
Reggimensola destra / sinistra  
Right / Left shelf holder



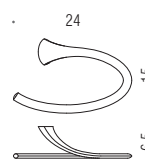
**B2402D**  
Porta bicchiere destro  
Right glass holder



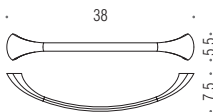
**B2402S**  
Porta bicchiere sinistro  
Left glass holder



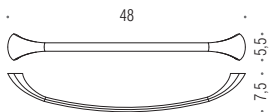
**B2416**  
Mensola  
Shelf



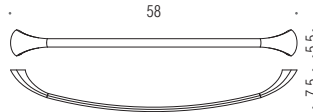
**B2431**  
Porta salvietta ad anello  
Ring towel holder



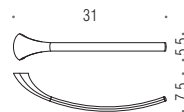
**B2409**  
Porta salvietta  
Towel holder



**B2410**  
Porta salvietta  
Towel holder



**B2411**  
Porta salvietta  
Towel holder



**B2412D**  
Porta salvietta fisso destro  
Right towel holder



Materiale  
Material

Ottone / Cromall®  
Brass / Cromall®

Finiture  
Finishes



Cromo  
Chrome

Complemento  
Complement



Vetro acidato naturale  
Natural acid glass



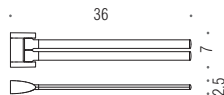
Accessori con fissaggio vite e tassello  
Accessories with screw and plug fixing



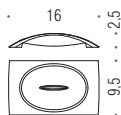
Accessori d'appoggio  
Free-standing accessories



**AR27**  
Appenditutto  
Hook



**B2413**  
Porta salvietta doppio a snodo  
Double bar towel holder



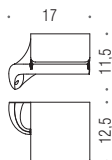
**B2440**  
Porta sapone d'appoggio  
Standing soap dish holder



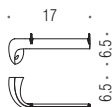
**B2441**  
Porta bicchiere d'appoggio  
Standing glass holder



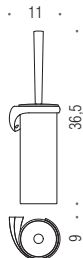
**B9311**  
Spandisapone (L 0,32) d'appoggio  
Standing soap dispenser



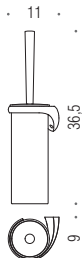
**B2491**  
Porta rotolo coperto  
Paper holder with cover



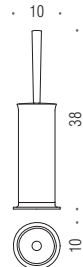
**B2408**  
Porta rotolo  
Paper holder



**B2407D**  
Porta scopino destro  
Right hanging brush holder




**B2407S**  
Porta scopino sinistro  
Left hanging brush holder



**B2406**  
Porta scopino d'appoggio  
Standing brush holder





LOOK







**“L’elemento fondamentale sono le proporzioni: sono le proporzioni che rendono classici gli oggetti e le grandi opere architettoniche.”**

“The fundamental factor is proportion: Proportion is precisely what makes classic objects and great architectural works.”

*Charles Eames*

**Design di attenta ricerca delle proporzioni per esprimere essenzialità e raffinata eleganza. Look, collezione disegnata da Luca Colombo, accentua il connubio di linee pure, divenendo complemento d’arredo minimale di grande personalità.**

Designed with a careful attention to proportion while expressing essentiality and fine elegance, Look, by Luca Colombo, stresses the symbiosis of pure lines, to become part of our minimal living furnishings with strong personality.

*B1616*



*B1601 - B1602 - B9316*




*B1643 - B9320 - B1642*



*B1640 - B9317 - B1641*















*B1674*



*B1612*

*B1631*





B1608 B1691





*B1607 - B1606*

*B1607 - B1606*

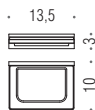


B1687

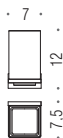


# LOOK

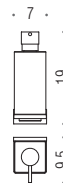
Design: Luca Colombo



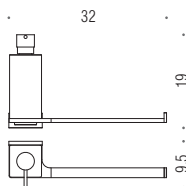
**B1601**  
Porta sapone  
Soap dish holder



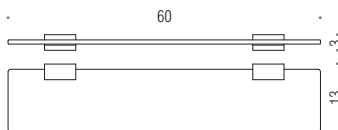
**B1602**  
Porta bicchiere  
Glass holder



**B9316**  
Spandisapone (L 0,31)  
Soap dispenser



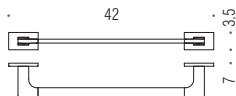
**B1674**  
Spandisapone (L 0,31) e porta salvietta per bidet  
Soap dispenser and towel holder for bidet



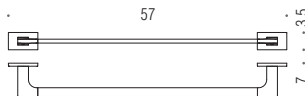
**B1616**  
Mensola  
Shelf



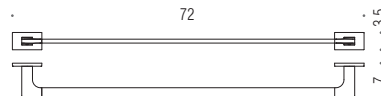
**B16PZ**  
Reggimensola  
Shelf holder



**B1609**  
Porta salvietta  
Towel holder



**B1610**  
Porta salvietta  
Towel holder



**B1611**  
Porta salvietta  
Towel holder





**Materiale**  
Material

**Ottone / Cromall®**  
Brass / Cromall®

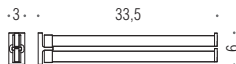
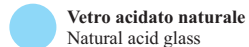


**Accessori con fissaggio vite e tassello**  
Accessories with screw and plug fixing

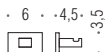
**Finiture**  
Finishes



**Complemento**  
Complement



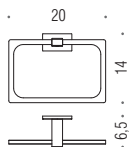
**B1612**  
**Porta salvietta doppio a snodo**  
Double bar towel holder



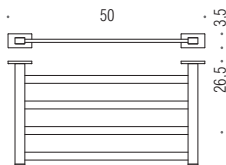
**LC27**  
**Appenditutto**  
Hook



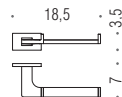
**LC37**  
**Appenditutto**  
Hook



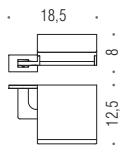
**B1631**  
**Porta salvietta ad anello**  
Ring towel holder



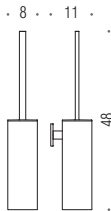
**B1687**  
**Rack porta salvietta**  
Rack towel holder



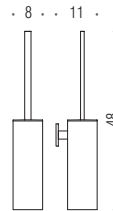
**B1608**  
**Porta rotolo**  
Paper holder



**B1691**  
**Porta rotolo coperto**  
Paper holder with cover



**B1607**  
**Porta scopino**  
Hanging brush holder

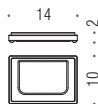


**B1627**  
**Porta scopino in ABS**  
ABS hanging brush holder



# LOOK

Design: Luca Colombo



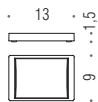
**B1640**  
Porta sapone d'appoggio  
Standing soap dish holder



**B1641**  
Porta bicchiere d'appoggio  
Standing glass holder



**B9317**  
Spandisapone (L 0,31) d'appoggio  
Standing soap dispenser



**B1642**  
Porta sapone d'appoggio in ottone cromato  
Chrome plated brass standing soap dish holder



**B1643**  
Porta bicchiere d'appoggio in ottone cromato  
Chrome plated brass standing glass holder



**B9320**  
Spandisapone (L 0,15) d'appoggio in ottone cromato  
Chrome plated brass standing soap dispenser



**Materiale**  
Material

**Ottone / Cromall®**  
Brass / Cromall®



**Accessori d'appoggio**  
Free-standing accessories

**Finiture**  
Finishes



**Cromo**  
Chrome



**Nero Opaco**  
RAL 9005  
Matt Black



**Bianco Opaco**  
RAL 9016  
Matt White



**Grafite**  
Graphite



**Grafite Mat**  
Matt Graphite

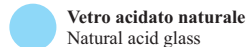


**Vintage**



**Vintage Mat**  
Matt Vintage

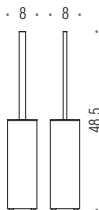
**Complemento**  
Complement



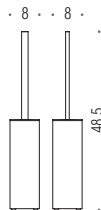
**Vetro acidato naturale**  
Natural acid glass



**ABS**



**B1606**  
**Porta scopino d'appoggio**  
Standing brush holder



**B1626**  
**Porta scopino d'appoggio in ABS**  
ABS standing brush holder





L

U

L

Ú



**L'eleganza senza eccessi è bellezza assoluta. La ricerca della semplicità nei particolari, la proporzione e l'equilibrio dei valori sono il comune denominatore degli oggetti della collezione Lulù di Luca Colombo.**

Simple elegance means true beauty. Luca Colombo designed Lulù, a collection made of simplicity, proportion and balance common feature to all its components.


**Il segno dà carattere alla forma. Semplice, per durare nel tempo.**

The sign gives character to the form. Simply, to last over time.





*B62PZ*



*B6216*



B6201



B6202



B9321







B6274



LC57



LC47



B6209  
B6210  
B6211











*B6291*





B6207  
B6206

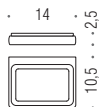


B6232  
B6233

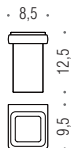




Design: Luca Colombo



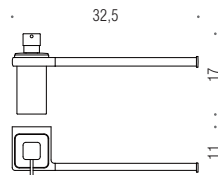
**B6201**  
Porta sapone  
Soap dish holder



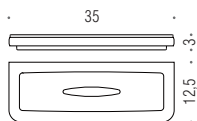
**B6202**  
Porta bicchiere  
Glass holder



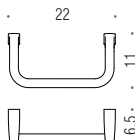
**B9321**  
Spandisapone (L 0,28)  
Soap dispenser



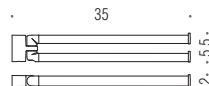
**B6274**  
Spandisapone (L 0,28)  
e porta salvietta per bidet  
Soap dispenser  
and towel holder for bidet



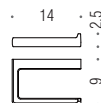
**B6203**  
Porta spugna  
Sponge dish



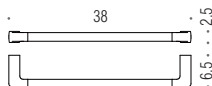
**B6231**  
Porta salvietta ad anello  
Ring towel holder



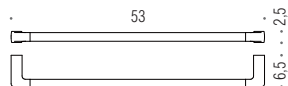
**B6212**  
Porta salvietta doppio a snodo  
Double bar towel holder



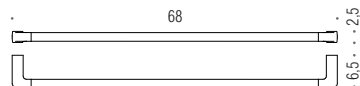
**B6208**  
Porta rotolo  
Paper holder



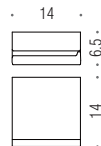
**B6209**  
Porta salvietta  
Towel holder



**B6210**  
Porta salvietta  
Towel holder



**B6211**  
Porta salvietta  
Towel holder



**B6291**  
Porta rotolo coperto  
Paper holder with cover



Materiale  
Material

Ottone / Cromall®  
Brass / Cromall®

Finiture  
Finishes



Cromo  
Chrome



HPS  
Zirconium gold



Accessori con fissaggio vite e tassello  
Accessories with screw and plug fixing

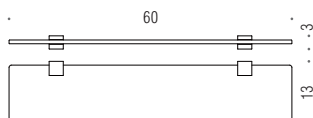
Complemento  
Complement



Vetro acidato naturale  
Natural acid glass



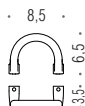
ABS



**B6216**  
Mensola  
Shelf



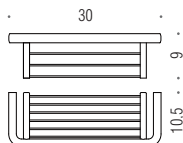
**B62PZ**  
Reggimensola  
Shelf holder



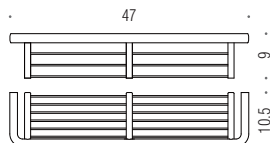
**LC47**  
Appenditutto  
Hook



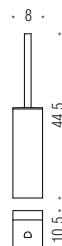
**LC57**  
Appenditutto  
Hook



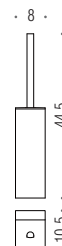
**B6232**  
Porta oggetti da doccia e vasca  
Basket for shower and bath



**B6233**  
Porta oggetti da doccia e vasca  
Basket for shower and bath



**B6207**  
Porta scopino  
Brush holder

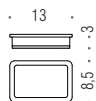


**B6227**  
Porta scopino in ABS  
ABS hanging brush holder





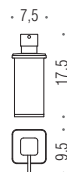
Design: Luca Colombo



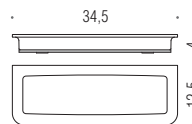
**B6240**  
Porta sapone d'appoggio  
Standing soap dish holder



**B6241**  
Porta bicchiere d'appoggio  
Standing glass holder



**B9322**  
Spandisapone (L 0,28) d'appoggio  
Standing soap dispenser



**B6242**  
Porta spugna d'appoggio  
Standing sponge dish





**Materiale**  
Material

**Ottone / Cromall®**  
Brass / Cromall®

**Finiture**  
Finishes



**Cromo**  
Chrome



**HPS**  
Zirconium gold



**Accessori d'appoggio**  
Free-standing accessories

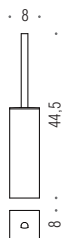
**Complemento**  
Complement



**Vetro acidato naturale**  
Natural acid glass

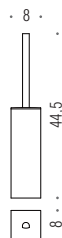


**ABS**



**B6206**

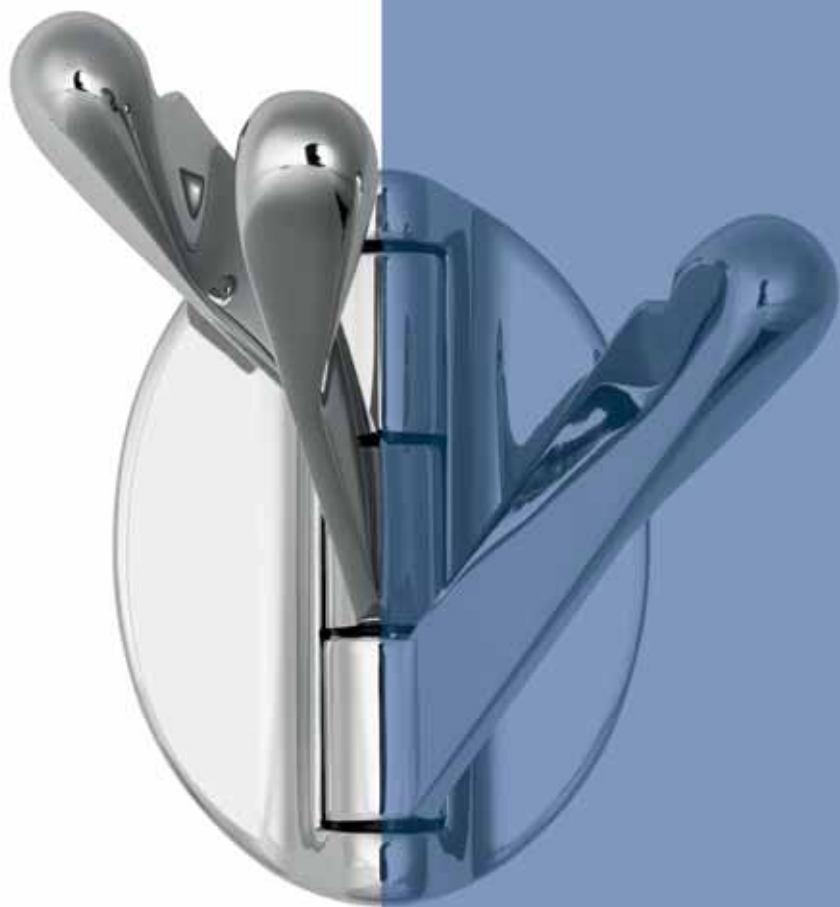
**Porta scopino d'appoggio**  
Standing brush holder



**B6226**

**Porta scopino d'appoggio in ABS**  
ABS standing brush holder





LUNA





**L'arte ha il senso della scoperta infinita del bello in ogni istante quotidiano.**

Art has a sense of infinite discovery of beauty in every moment.

**Luna è una collezione di accessori di design equilibrata, destinata a rimanere sempre attuale.**

Luna is a collection of accessories with a linear, classic design that will never go out of style.



*B01PZ*



*B0130*

B0101









CB17



CB37



B0112







B0125



*B0108*



B0107



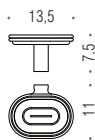


B0506  
B0106



# LUNA

Design: Carlo Bartoli



**B0101**  
Porta sapone  
Soap dish holder



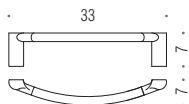
**B0102**  
Porta bicchiere  
Glass holder



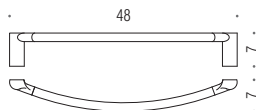
**B9309**  
Spandisapone (L 0,32)  
Soap dispenser



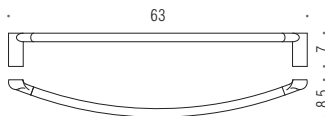
**B01PZ**  
Reggimensola regolabile 6-12 mm  
Adjustable shelf holder(6-12 mm)



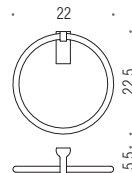
**B0131**  
Porta salvietta  
Towel holder



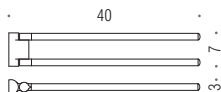
**B0109**  
Porta salvietta  
Towel holder



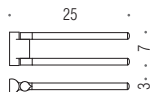
**B0110**  
Porta salvietta  
Towel holder



**B0111**  
Porta salvietta ad anello  
Ring towel holder



**B0112**  
Porta salvietta doppio a snodo  
Double bar towel holder



**B0113**  
Porta salvietta doppio a snodo  
Double bar towel holder



**CB17 TRIO**  
Appenditutto  
Hook



**CB37 CLUB**  
Appenditutto  
Hook



**Materiale**  
Material


**Ottone / Cromall®**  
Brass / Cromall®

**Finiture**  
Finishes



**Cromo**  
Chrome

**Complemento**  
Complement


 **Vetro acidato naturale**  
Natural acid glass

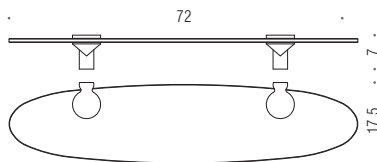


**Accessori con fissaggio vite e tassello**  
Accessories with screw and plug fixing

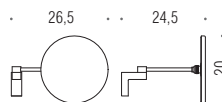


**Accessori d'appoggio**  
Free-standing accessories

 **Vetro trasparente**  
Clear glass



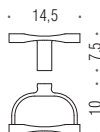
**B0130**  
Mensola  
Shelf



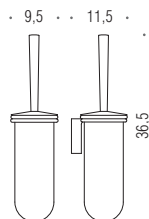
**B0125**  
Specchio ingranditore a muro (3x)  
Wall magnifying mirror (3 times)



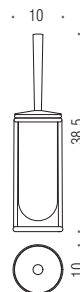
 **Articolo ad esaurimento scorte magazzino**  
Discontinued item, deliveries only as long as supply lasts.




**B0108**  
Porta rotolo  
Paper holder



**B0107**  
Porta scopino  
Hanging brush holder



**B0106**  
Porta scopino d'appoggio  
Standing brush holder



**B0506**  
Porta scopino d'appoggio  
Standing brush holder





M E L Ó



Lontano dalle facili tentazioni delle mode passeggere e desiderando esprimere sensibilità ed equilibrio in oggetti di uso quotidiano, Ambrogio Rossari ha disegnato Melò, collezione di accessori “senza tempo”, il cui rigore formale li assimila con facilità agli altri elementi dell’ambiente bagno.

Uninfluenced by the passing trends of fashion, and with a strong wish to express sensitivity and balance in objects of daily use, Ambrogio Rossari has designed Melò, a collection of timeless accessories with such a stark simplicity that they combine with other items of bathroom furniture to perfection.

“C’è anche una concezione poetica del design, un percorso di luoghi e di memorie.”

“There is also a poetic view in design, a journey of places and memories.”

*Salvatore Pica*





*B12PZD*



*B1216*



*B1201*



*B1202*  
*B9306*



B9305





*B1209 + B1200*  
*B1210 + B1200*









B1287



B0506  
B1207

B1208  
+ B1200

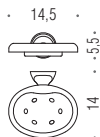




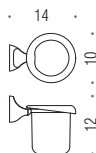


# MELÒ

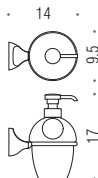
Design: Ambrogio Rossari



**B1201**  
Porta sapone  
Soap dish holder



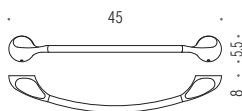
**B1202**  
Porta bicchiere  
Glass holder



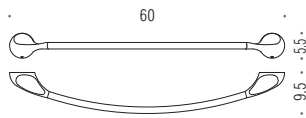
**B9306**  
Spandisapone (L 0,38)  
Soap dispenser



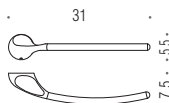
**B1200**  
Ghiera  
Ring



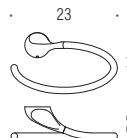
**B1209**  
Porta salvietta  
Towel holder



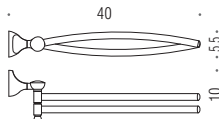
**B1210**  
Porta salvietta  
Towel holder



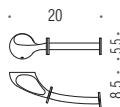
**B1211**  
Porta salvietta fisso  
Towel holder



**B1231**  
Porta salvietta ad anello  
Ring towel holder



**B1212**  
Porta salvietta doppio a snodo  
Double bar towel holder



**B1208**  
Porta rotolo  
Paper holder



**RA17**  
Appenditutto  
Hook



**Materiale**  
Material

**Ottone / Cromall®**  
Brass / Cromall®

**Finiture**  
Finishes



**Cromo**  
Chrome



**Oroplus**

**Complemento**  
Complement



**Vetro acidato naturale**  
Natural acid glass



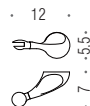
**Accessori con fissaggio vite e tassello**  
Accessories with screw and plug fixing



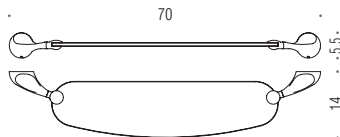
**Accessori d'appoggio**  
Free-standing accessories



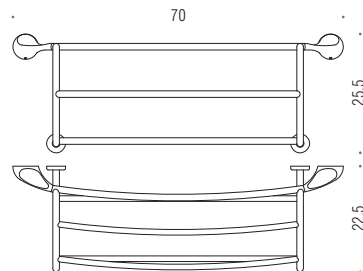
**B12PZD**  
Reggimensola destra  
Right shelf holder



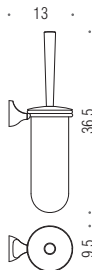
**B12PZS**  
Reggimensola sinistra  
Left shelf holder



**B1216**  
Mensola  
Shelf




**B1287**  
Rack porta salvietta  
Rack towel holder



**B1207**  
Porta scopino  
Hanging brush holder

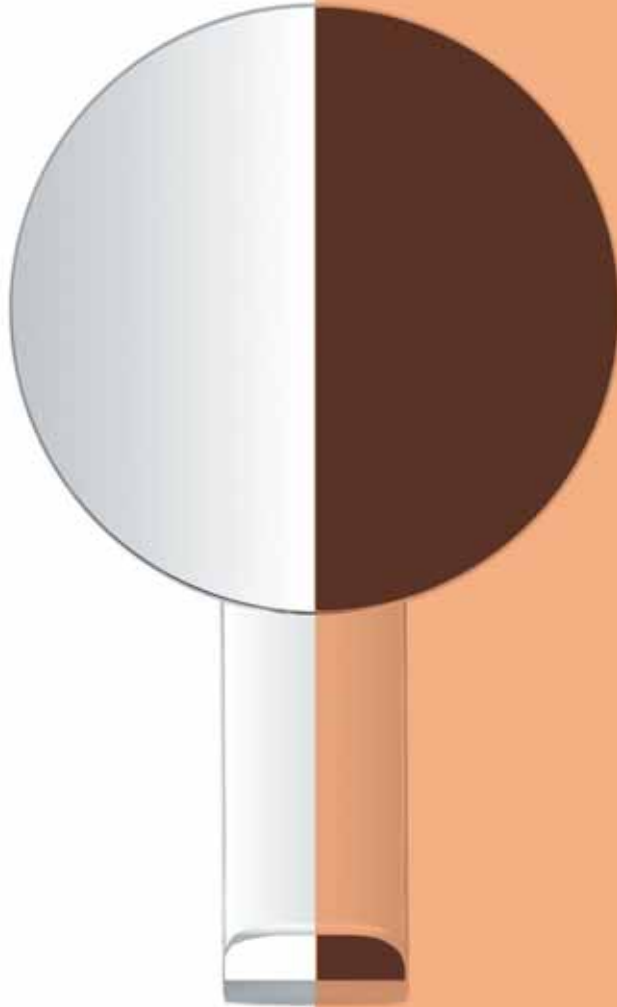


**B9305**  
Spandisapone d'appoggio (L 0,38)  
Standing soap dispenser



**B0506**  
Porta scopino d'appoggio  
Standing brush holder





NORDIC




**Una collezione dove ogni elemento torna a rispondere all'esigenza funzionale per il quale viene scelto. Oggetti per il vivere contemporaneo dove l'estetica è sempre stile non urlato, e l'esperienza dell'Azienda si fonde con la forma per vivere il prodotto negli anni futuri.**

A collection where each element is the answer to the functional need for which it has been chosen. Objects for the contemporary living where aesthetic is an uncried style and where the company's experience merge with form into a timeless product.

**“L'ovvio è quel che non si vede mai, finchè qualcuno non lo esprime con la massima semplicità.”**

“The obvious is that it is never realized until someone expresses it with ease.”

*Kahlil Gibran*









*B5240 - B9324 - B5241*



B5241 - B5240 - B9324





*B9324*

*B5241*

*B5240*



B5211  
B5210  
B5209





B5212







*EB17 + B523M*



EB27



B5208



B5291

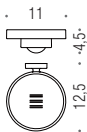


B5207  
B5206

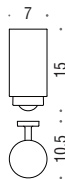


# NORDIC

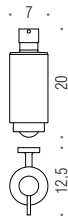
Design: Efreem Bonacina e Giovanni Moro



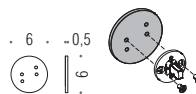
**B5201**  
Porta sapone  
Soap dish holder



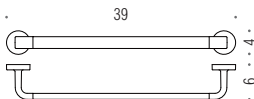
**B5202**  
Porta bicchiere  
Glass holder



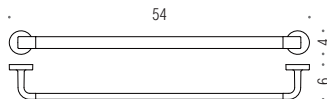
**B9323**  
Spandisapone (L 0,25)  
Soap dispenser



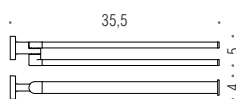
**B523M**  
Ghiera con bi-adesivo **OPTIONAL**  
Ring with adhesive



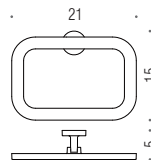
**B5209**  
Porta salvietta  
Towel holder



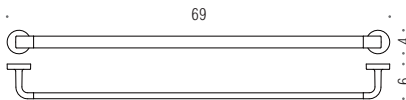
**B5210**  
Porta salvietta  
Towel holder



**B5212**  
Porta salvietta doppio a snodo  
Double bar towel holder



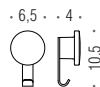
**B5231**  
Porta salvietta ad anello  
Ring towel holder



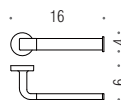
**B5211**  
Porta salvietta  
Towel holder



**EB17**  
Appenditutto  
Hook



**EB27**  
Appenditutto  
Hook



**B5208**  
Porta rotolo  
Paper holder



**Materiale**  
Material


**Ottone / Cromall®**  
Brass / Cromall®

**Finiture**  
Finishes



**Cromo**  
Chrome

**Complemento**  
Complement

 **Vetro acidato naturale**  
Natural acid glass

 **Ceramica nera opaca**  
Matt black ceramic

 **Ceramica bianca opaca**  
Matt white ceramic



**Accessori con fissaggio vite e tassello**  
Accessories with screw and plug fixing



**Accessori d'appoggio**  
Free-standing accessories



**Accessori con fissaggio ad incollo con biadesivo**  
Accessories with double-sided adhesive tape fixing

La collezione Nordic è fornita completa di viti, tasselli e brugole di montaggio.

**OPTIONAL** - Esiste altresì la possibilità di utilizzare per ogni punto di fissaggio un kit con biadesivo (Art. B523M). Il biadesivo è premontato sulla ghiera e, per la preparazione della superficie del muro, all'interno della confezione sono presenti un kit di pulizia ed uno stick con il primer/attivatore.

Attenzione: si sconsiglia l'applicazione dei pezzi su superfici particolarmente ruvide o poco compatte, come intonaci, muri grezzi, resine, piastrelle strutturate e mosaici.

Our Nordic collection is delivered complete with screws, plugs and Allen key.

OPTIONAL - Wall fixing with adhesive is available. Please ask for the correct component for each fixing point (Art. B523M). Adhesive strips are already preassembled on the piece and, for the preparation of the wall surface, inside the box there is a cleaning kit and a stick with the Activator/primer.

Warning: we do not recommend the application of the pieces on particularly rough surfaces such as plaster, raw concrete walls, resins, textured tiles and mosaics.



**B5240**  
Porta sapone d'appoggio  
Standing soap dish holder



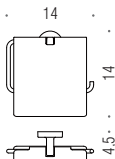
**B5241**  
Porta bicchiere d'appoggio  
Standing glass holder



**B5241**  
Porta bicchiere d'appoggio  
Standing glass holder

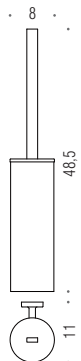


**B9324**  
Spandisapone (L 0,25) d'appoggio  
Standing soap dispenser

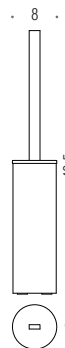


**Direzione destra  
o sinistra modificabile  
dal cliente**  
End user may modify  
left or right direction

**B5291**  
Porta rotolo coperto  
Paper holder with cover




**B5207**  
Porta scopino  
Brush holder



**B5206**  
Porta scopino d'appoggio  
Standing brush holder







OVER



**“L'arte è l'espressione  
del pensiero più profondo  
nel modo più semplice.”**

“Art is the expression of the deepest  
thought in the simplest way.”

*Albert Einstein*

**Razionalità ed emozione. La collezione Over propone un utilizzo armonico di materiali altamente tecnici plasmati da forme morbide, senza tempo. L'accessorio da bagno raggiunge così nuovi ed evoluti standard di riferimento, svincolandosi dal tradizionale concetto di applicazione attraverso l'utilizzo di un sistema di fissaggio a muro con adesivi tecnologici. Over di Colombo Design: la scelta per chi vuole di più, anche nel proprio bagno.**

Rationality and emotion. The Over collection offers an harmonic use of highly technical materials modeled by soft timeless shapes. The bathroom accessory reaches in this way new and advanced standard, freeing itself from the traditional concept of application through the use of a wall fastening system with technological adhesive. The Over collection of Colombo Design, the choice for those who want more, even in their bathroom.



*B7001V*







*B7040 - B9329 - B7041*



*GM 17*  
*GM17V*



*B7031V*





*B7009*  
*B7010*  
*B7011*





B7090



B7008



*B7007*

*B7006*

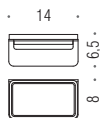




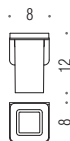


# OVER

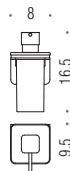
Design: Efrem Bonacina e Giovanni Moro



**Porta sapone**  
Soap dish holder



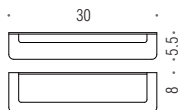
**Porta bicchiere**  
Glass holder



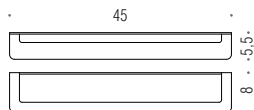
**Spandisapone (L 0,22)**  
Soap dispenser



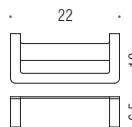
**Svuota tasche**  
Object wall shelf



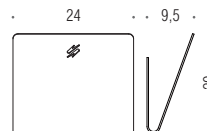
**Porta salvietta**  
Towel holder



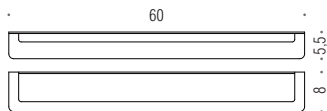
**Porta salvietta**  
Towel holder



**Porta salvietta ad anello**  
Ring towel holder



**Porta riviste**  
Magazine rack



**Porta salvietta**  
Towel holder



**Appenditutto**  
Hook



**Porta rotolo**  
Paper holder



**Porta rotolo**  
Paper holder





Materiale  
Material

Acciaio Inox AISI 316 L  
AISI 316 L Inox stainless-steel

Finiture  
Finishes



10  
Satinata  
Satin

Complemento  
Complement



Vetro acidato naturale  
Natural acid glass



Accessori con fissaggio vite e tassello  
Accessories with screw and plug fixing



Accessori con fissaggio ad incollò con biadesivo  
Accessories with double-sided adhesive tape fixing



Accessori d'appoggio  
Free-standing accessories

La collezione Over è fornita completa di viti, tasselli e brugole di montaggio. La collezione Over è stata appositamente progettata per un fissaggio a muro e vetro ottenuto con uno speciale nastro biadesivo in schiuma acrilica ad alte prestazioni (3M™ VHB™). Le caratteristiche tecniche di questa serie, unite ad un sistema di montaggio semplice e rapido, consentono un utilizzo dell'accessorio in condizioni difficili senza mai pregiudicare la tenuta e l'estetica. Le strisce biadesive sono già premontate sul pezzo e, per la preparazione della superficie del muro, all'interno della confezione sono presenti un kit di pulizia ed uno stick con il primer/attivatore.

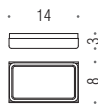
Attenzione: La lettera "V" a fine codice indica il modello con fissaggio viti a vista.

Attenzione: si sconsiglia l'applicazione dei pezzi su superfici particolarmente ruvide o poco compatte, come intonaci, muri grezzi, resine, piastrelle strutturate e mosaici.

Our collection is delivered complete with screws, plugs and Allen key. The Over collection has been specially designed for a wall and glass fixing with a special high performance double sided acrylic foam tape (3M™ VHB™). The technical characteristics of this collection, combined with a quick and easy mounting system, allow an use of the appliance even in difficult conditions without ever affecting the aesthetics or the durability of use. Adhesive strips are already preassembled on the piece and, for the preparation of the wall surface, inside the box there is a cleaning kit and a stick with the Activator/primer.

Attention: "V" letter at the end of the code states for models with exposed screws.

Warning: we do not recommend the application of the pieces on particularly rough surfaces such as plaster, raw concrete walls, resins, textured tiles and mosaics.



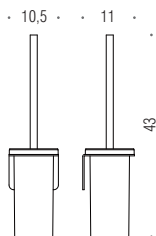
**B7040**  
Porta sapone d'appoggio  
Standing soap dish holder



**B7041**  
Porta bicchiere d'appoggio  
Standing glass holder



**B9329**  
Spandisapone (L.0,22) d'appoggio  
Standing soap dispenser



**Porta scopino**  
Brush holder




**B7006**  
Porta scopino d'appoggio  
Standing brush holder





PLUS





**“Senza entusiasmo  
non si è mai compiuto  
niente di grande.”**

“Nothing great was ever achieved  
without enthusiasm.”

*Ralph W. Emerson*

**Negli oggetti di uso quotidiano la ricerca del segno formale rende talvolta secondaria la funzionalità. Piet Billekens ha ristabilito nel progetto PLUS l'equilibrio tra concetto e funzione, disegnando complementi d'arredo non subordinati a stili o tendenze. Massima attenzione ai materiali e peculiare controllo dei processi di lavorazione sono garantiti da Colombo Design che condivide il concetto di qualità totale.**

Sometimes the research of a formal design in everyday used objects might give to functionality a secondary role. Thanks to Arch. Piet Billekens the project Plus has re-established the balance between concept and function, designing furnishing complements free from any style or trend. The highest attention was also given to the materials, with a peculiar control to the manufacturing process granted by Colombo Design that shares the common concepts of total quality.

W49PZ



W4916



W4980XL









W4914



W4913



W4915


*W4975 + B523M*











W4917









W4908D

W4990



W4908

W4992





W4987

W4961 - W4962



W4961 - W4962



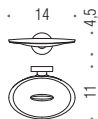


W4935 W4938  
W4936



# PLUS

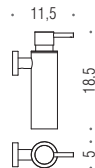
Design: Piet Billekens



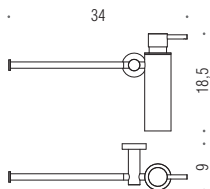
**W4901**  
Porta sapone inamovibile  
Irremovable soap dish holder



**W4902**  
Porta bicchiere inamovibile  
Irremovable glass holder

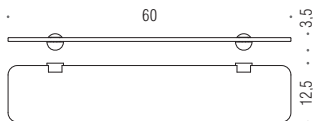


**W4981**  
Spandisapone (L 0,15)  
Soap dispenser



 **Direzione destra  
o sinistra modificabile  
dal cliente**  
End user may modify  
left or right direction

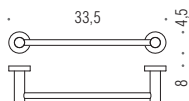
**W4975**  
Spandisapone (L 0,15) e porta salvietta per bidet  
Soap dispenser and towel holder for bidet



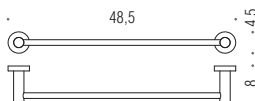
**W4916**  
Mensola  
Shelf



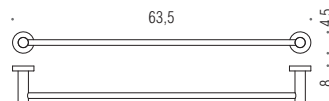
**W49PZ**  
Reggimensola  
Shelf holder



**W4909**  
Porta salvietta  
Towel holder



**W4910**  
Porta salvietta  
Towel holder



**W4911**  
Porta salvietta  
Towel holder





<b>Materiale</b> Material	<b>Ottone / Cromall®</b> Brass / Cromall®	<b>Finiture</b> Finishes			
<b>Complemento</b> Complement	 <b>Vetro trasparente</b> Clear glass				
	 <b>Metacrilato</b> Methacrylate				
	<b>Accessori con fissaggio vite e tassello</b> Accessories with screw and plug fixing		<b>Accessori con fissaggio ad incollo con biadesivo</b> Accessories with double-sided adhesive tape fixing		

La collezione Over è fornita completa di viti, tasselli e brugole di montaggio.

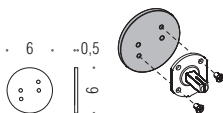
**OPTIONAL** - Esiste altresì la possibilità di utilizzare per ogni punto di fissaggio un kit con biadesivo (Art. B523M). Il biadesivo è premontato sulla ghiera e, per la preparazione della superficie del muro, all'interno della confezione sono presenti un kit di pulizia ed uno stick con il primer/attivatore.

**Attenzione: si sconsiglia l'applicazione dei pezzi su superfici particolarmente ruvide o poco compatte, come intonaci, muri grezzi, resine, piastrelle strutturate e mosaici.**

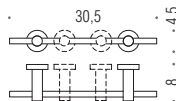
Our Over collection is delivered complete with screws, plugs and Allen key.

**OPTIONAL** - Wall fixing with adhesive is available. Please ask for the correct component for each fixing point (Art. B523M). Adhesive strips are already preassembled on the piece and, for the preparation of the wall surface, inside the box there is a cleaning kit and a stick with the Activator/primer.

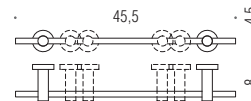
**Warning: we do not recommend the application of the pieces on particularly rough surfaces such as plaster, raw concrete walls, resins, textured tiles and mosaics.**



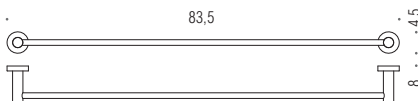
**B523M**  
Ghiera con bi-adesivo **OPTIONAL**  
Ring with adhesive



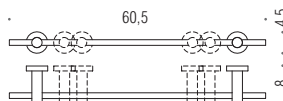
**W4909R**  
Porta salvietta con supporti regolabili  
Towel holder, adjustable supports




**W4910R**  
Porta salvietta con supporti regolabili  
Towel holder, adjustable supports



**W4912**  
Porta salvietta  
Towel holder



**W4911R**  
Porta salvietta con supporti regolabili  
Towel holder, adjustable supports

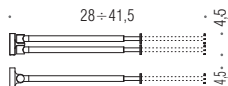


**W4913**  
Porta salvietta doppio a snodo  
Double bar towel holder

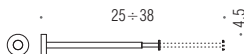


# PLUS

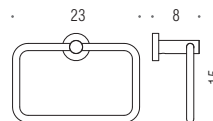
Design: Piet Billekens



**W4914**  
Porta salviette doppio estensibile a snodo  
Extensible double bar towel holder



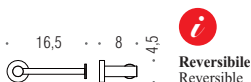
**W4915**  
Porta salvietta estensibile  
Extensible towel holder



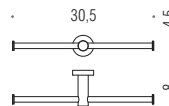
**W4931**  
Porta salvietta ad anello  
Ring towel holder



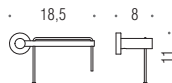
**W4917**  
Appenditutto  
Hook



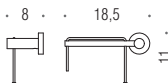
**W4908**  
Porta rotolo  
Paper holder



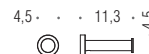
**W4990**  
Porta rotolo doppio  
Double Paper holder



**W4908D**  
Porta rotolo  
Paper holder















**W4908S**  
Porta rotolo  
Paper holder



**W4992**  
Porta rotolo fisso  
Fixed paper holder



<b>Materiale</b> Material	<b>Ottone / Cromall®</b> Brass / Cromall®	<b>Finiture</b> Finishes	 <b>10</b> Cromo Chrome	 <b>10</b> Nero Opaco RAL 9005 Matt Black	 <b>10</b> Bianco Opaco RAL 9016 Matt White
<b>Complemento</b> Complement	 <b>Vetro trasparente</b> Clear glass		 <b>30</b> Grafite Graphite	 <b>30</b> Grafite Mat Matt Graphite	 <b>30</b> HPS/SS Stainless Steel
	 <b>Metacrilato</b> Methacrylate		 <b>30</b> Vintage	 <b>30</b> Vintage Mat Matt Vintage	 <b>30</b> Oromat Matt Gold
 <b>Accessori con fissaggio vite e tassello</b> Accessories with screw and plug fixing		 <b>Accessori con fissaggio ad incollo con biadesivo</b> Accessories with double-sided adhesive tape fixing			

La collezione Over è fornita completa di viti, tasselli e brugole di montaggio.

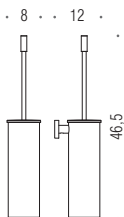
**OPTIONAL** - Esiste altresì la possibilità di utilizzare per ogni punto di fissaggio un kit con biadesivo (Art. B523M). Il biadesivo è premontato sulla ghiera e, per la preparazione della superficie del muro, all'interno della confezione sono presenti un kit di pulizia ed uno stick con il primer/attivatore.

Attenzione: si sconsiglia l'applicazione dei pezzi su superfici particolarmente ruvide o poco compatte, come intonaci, muri grezzi, resine, piastrelle strutturate e mosaici.

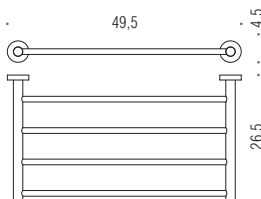
Our Over collection is delivered complete with screws, plugs and Allen key.

OPTIONAL - Wall fixing with adhesive is available. Please ask for the correct component for each fixing point (Art. B523M). Adhesive strips are already preassembled on the piece and, for the preparation of the wall surface, inside the box there is a cleaning kit and a stick with the Activator/primer.

Warning: we do not recommend the application of the pieces on particularly rough surfaces such as plaster, raw concrete walls, resins, textured tiles and mosaics.



**W4962**  
Porta scopino  
Hanging brush holder

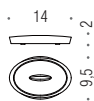


**W4987**  
Rack porta salvietta  
Rack towel holder



# PLUS

Design: Piet Billekens



**W4940**  
Porta sapone d'appoggio  
Standing soap dish holder



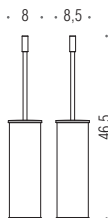
**W4941**  
Porta bicchiere d'appoggio  
Standing glass holder



**W4980**  
Spandisapone (L 0,15) d'appoggio  
Standing soap dispenser



**W4980 XL**  
Spandisapone JUMBO (L 0,5) d'appoggio  
Standing soap dispenser JUMBO version (L 0,5)



**W4961**  
Porta scopino d'appoggio  
Standing brush holder



**Materiale**  
Material

**Ottone / Cromall®**  
Brass / Cromall®

**Complemento**  
Complement

 **Metacrilato**  
Methacrylate



**Accessori d'appoggio**  
Free-standing accessories

**Finiture**  
Finishes

  **Cromo**  
Chrome

  **PVD Grafite**  
Graphite

  **PVD Vintage**

  **Nero Opaco**  
RAL 9005  
Matt Black

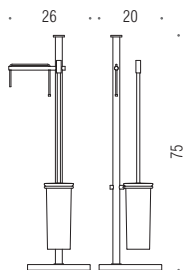
  **PVD Grafite Mat**  
Matt Graphite

  **PVD Vintage Mat**  
Matt Vintage

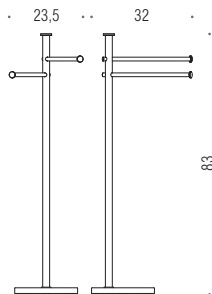
  **Bianco Opaco**  
RAL 9016  
Matt White

  **PVD HPS/SS**  
Stainless Steel

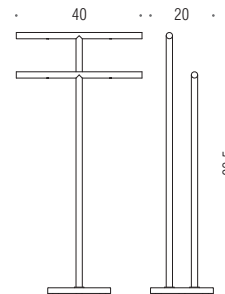
  **PVD Oromat**  
Matt Gold



**W4935**  
**Piantana con porta rotolo e porta scopino**  
Standing column equipped with paper holder  
and brush holder



**W4936**  
**Piantana con due porta salvietta**  
Standing column equipped with two  
towel holders



**W4938**  
**Piantana con due porta salvietta**  
Standing column equipped with two towel holders





R O A D

**“È la strada impervia  
quella che conduce  
alla grandezza.”**

“It is a rough road that leads  
to the heights of greatness.”


*Seneca*

Geometrie pure e lineari sono state combinate alla fibra di carbonio, materiale iconico del marchio, al vetro satinato e all'acciaio cromato per creare un contrasto materico che enfatizza la doppia anima di Momodesign: ricercata e sportiva. Una collezione dallo stile deciso, contemporaneo, pensata per gli interni di abitazioni metropolitane.

Pure and linear geometrics have been combined with carbon fibre, the brand's iconic material, natural acid glass and chrome steel to create a contrast that highlights Momodesign's refined and sporty essence. The collection embodies the urban and contemporary style of the brand, conceived for metropolitan homes.







B8001





MO17





B8012





*B8009*  
*B8010*







B8008

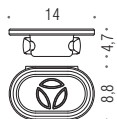


*B8006 - B8007*

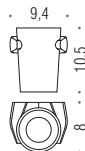


# R O A D

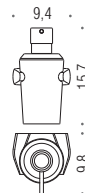
Design: **momo**DESIGN



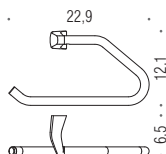
**B8001**  
Porta sapone  
Soap dish holder



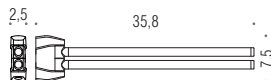
**B8002**  
Porta bicchiere  
Glass holder



**B9338**  
Spandisapone (L 0,25)  
Soap dispenser



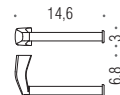
**B8031**  
Porta salvietta ad anello  
Ring towel holder




**B8012**  
Porta salvietta doppio a snodo  
Double bar towel holder




**MO17**  
Appenditutto  
Hook




**B8008**  
Porta rotolo  
Paper holder



**B8009**  
Porta salvietta  
Towel holder



**B8010**  
Porta salvietta  
Towel holder



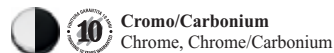
**B8011**  
Porta salvietta  
Towel holder




**Materiale**  
Material

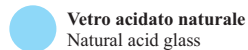
**Ottone / Cromall®**  
Brass / Cromall®

**Finiture**  
Finishes

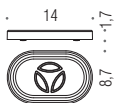


 **Accessori con fissaggio vite e tassello**  
Accessories with screw and plug fixing

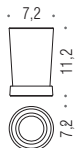
**Complemento**  
Complement



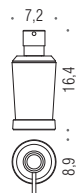
 **Accessori d'appoggio**  
Free-standing accessories



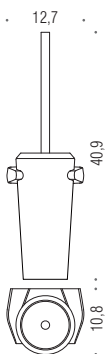
**B8040**  
**Porta sapone d'appoggio**  
Standing soap dish holder



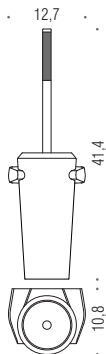
**B8041**  
**Porta bicchiere d'appoggio**  
Standing glass holder



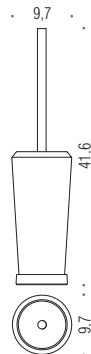
**B9339**  
**Spandisapone (L 0,25) d'appoggio**  
Standing soap dispenser



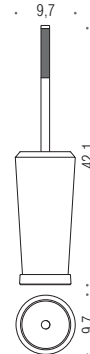
**B8007**  
**Porta scopino**  
Brush holder



**B8007**  
**Porta scopino**  
Brush holder



**B8006**  
**Porta scopino d'appoggio**  
Standing brush holder



**B8006**  
**Porta scopino d'appoggio**  
Standing brush holder





TIME







Un rigoroso razionalismo è predominante nella progettazione della collezione Time. Essenziale funzionalità nel rispetto delle proporzioni ed armonia delle linee sono i punti di riferimento degli accessori Time che esprimono senza enfasi sensibilità e raffinatezza.

Rationalism has influenced the creation of a new and contemporary collection. Essential but proportioned functions, inspired and harmonised by the contemporary design.

**“In ogni arte  
la semplicità  
è essenziale.”**

“Simplicity is a law  
that is essential to all art.”

*A. Schopenhauer*

W4216





W4271





W4274











W4212





W4247

W4217



W4227



W4257

W4237







*W4208*



*W4291*



W4275



W4277

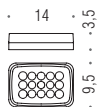


W4276D



# TIME

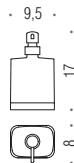
Design: R&D Colombo Design



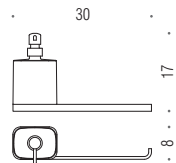
**W4201**  
Porta sapone  
Soap dish holder



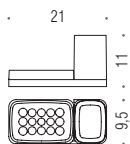
**W4202**  
Porta bicchiere  
Glass holder



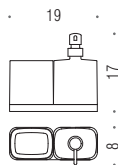
**W4280**  
Spandisapone destro (L 0,36)  
Right soap dispenser



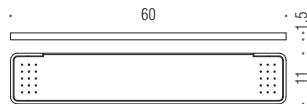
**W4274**  
Spandisapone (L 0,36)  
e porta salvietta per bidet  
Soap dispenser  
and towel holder for bidet



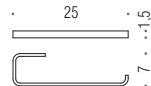
**W4272**  
Porta sapone e porta bicchiere  
Soap dish holder and glass holder



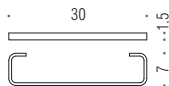
**W4271**  
Porta bicchiere e spandisapone (L 0,36)  
Glass holder and soap dispenser



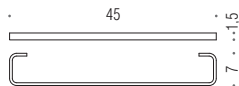
**W4216**  
Mensola in acciaio inox  
Stainless steel shelf



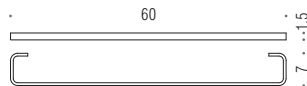
**W4212**  
Porta salvietta  
Towel holder



**W4209**  
Porta salvietta  
Towel holder



**W4210**  
Porta salvietta  
Towel holder



**W4211**  
Porta salvietta  
Towel holder



**W4208**  
Porta rotolo  
Paper holder



Materiale  
Material

Ottone  
Brass

Finiture  
Finishes



Cromo  
Chrome

Complemento  
Complement



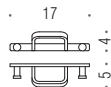
Vetro acidato naturale  
Natural acid glass



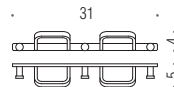
Accessori con fissaggio vite e tassello  
Accessories with screw and plug fixing



**W4217**  
Appenditutto  
Hook



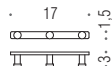
**W4227**  
Appenditutto  
Hook



**W4237**  
Appenditutto  
Hook



**W4247**  
Appenditutto  
Hook

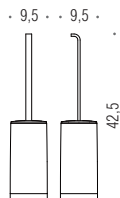


**W4257**  
Appenditutto  
Hook



Reversibile  
Reversible

**W4291**  
Porta rotolo coperto  
Paper holder with cover

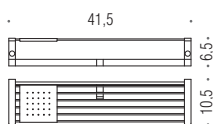


**W4207**  
Porta scopino  
Hanging brush holder

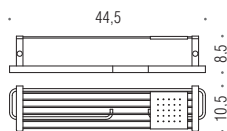


# TIME

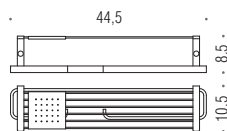
Design: R&D Colombo Design



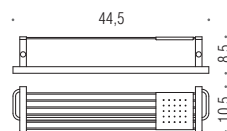
**W4275**  
**Mensola con ganci appenditutto e ripiano in inox**  
Shelf with coat hooks and stainless steel tray



**W4276D**  
**Mensola destra con porta salvietta, porta rotolo e ripiano in inox**  
Right shelf with towel holder, paper holder and stainless steel tray



**W4276S**  
**Mensola sinistra con porta salvietta, porta rotolo e ripiano in inox**  
Left shelf with towel holder, paper holder and stainless steel tray



**W4277**  
**Mensola con porta salvietta e ripiano in inox**  
Shelf with towel holder and stainless steel tray



**Materiale**  
Material

**Ottone**  
Brass

**Finiture**  
Finishes



**Cromo**  
Chrome

**Complemento**  
Complement



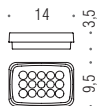
**Vetro acidato naturale**  
Natural acid glass



**Accessori con fissaggio vite e tassello**  
Accessories with screw and plug fixing



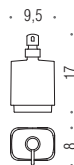
**Accessori d'appoggio**  
Free-standing accessories



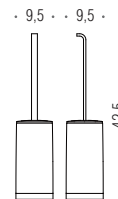
**W4240**  
**Porta sapone d'appoggio**  
Standing soap dish holder



**W4241**  
**Porta bicchiere d'appoggio**  
Standing glass holder



**W4281**  
**Spandisapone (L 0,36) d'appoggio**  
Standing soap dispenser



**W4206**  
**Porta scopino d'appoggio**  
Standing brush holder






2022 EDITION

# *Classic Line*

MADE IN ITALY





# HERMITAGE



**“D’un classico ogni rilettura  
è una lettura di scoperta  
come la prima.”**

“Reading classics is a discovery  
at any time, just like the first time.”

*Italo Calvino*

**Forme preziose e linee morbide arricchiscono gli accessori della linea Hermitage, creata per infondere fascino ed eleganza alle sale da bagno. La classicità di questa collezione rievoca stili del passato per infondere un’atmosfera ricca e sontuosa.**

Precious forms and soft curves generate the Hermitage collection, specifically designed for elegant and prestigious bathrooms. This line is inspired by past classical styles to create rich and sophisticated atmospheres.



B3316





B9335 - B3302













*B3309*

*B3310*

*B3311*

*LC77 - LC87*



B3312 - B3301



B3331 - B3341





B3308

B3391

B3307





B3306  
B3390

B3375





19 20  
Huile de  
Bain  
à l'Essence de  
Lin  
100 ml  
500 ml

B3387





# HERMITAGE

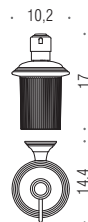
Classic Line



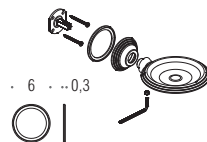
**B3301**  
Porta sapone  
Soap dish holder



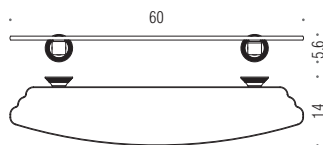
**B3302**  
Porta bicchiere  
Glass holder



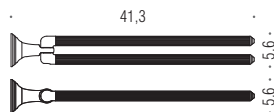
**B9335**  
Spandisapone (L 0,30)  
Soap dispenser



**B3300**  
Ghiera **OPTIONAL**  
Ring



**B3316**  
Mensola  
Shelf



**B3312**  
Porta salvietta doppio a snodo  
Double bar towel holder



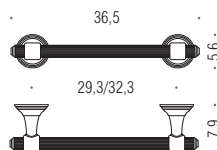
**B3331**  
Porta salvietta ad anello  
Ring towel holder



**i**  
Reversibile  
Reversible



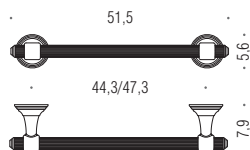
**LC77**  
Appenditutto  
Hook



**B3309**  
Porta salvietta  
Towel holder




**i**  
Regolabili  
Adjustable



**B3310**  
Porta salvietta  
Towel holder



**i**  
Regolabili  
Adjustable



**B3311**  
Porta salvietta  
Towel holder



**i**  
Regolabili  
Adjustable



**LC87**  
Appenditutto  
Hook



Materiale  
Material

Ottone / Cromall®  
Brass / Cromall®

Finiture  
Finishes



10 Cromo  
Chrome



30 PVD HPS  
HPS Gold (Oro)



10 Ottone antico  
Antique brass


Complemento  
Complement



Vetro acidato naturale  
Natural acid glass



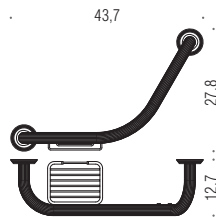
Accessori con fissaggio vite e tassello  
Accessories with screw and plug fixing



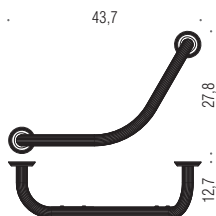
**B3373**  
Maniglione da vasca  
Bath grab-bar



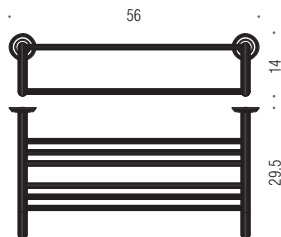
**B3374**  
Maniglione da vasca  
Bath grab-bar



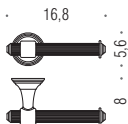
**B3375**  
Maniglione da vasca con porta sapone reversibile  
Bath grab-bar with reversible soap shelf



**B3376**  
Maniglione da vasca  
Bath grab-bar



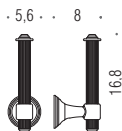
**B3387**  
Rack porta salvietta  
Rack towel holder



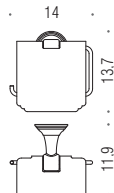
**B3308**  
Porta rotolo  
Paper holder



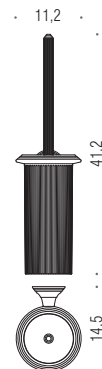
Reversibile  
Reversible



**B3390**  
Porta rotolo  
Paper holder



**B3391**  
Porta rotolo coperto  
Paper holder with cover

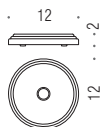


**B3307**  
Porta scopino  
Hanging brush holder

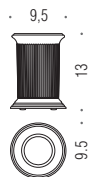


# HERMITAGE

Classic Line



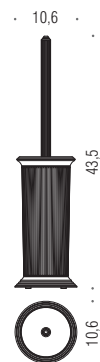
**B3340**  
Porta sapone d'appoggio  
Standing soap dish holder



**B3341**  
Porta bicchiere d'appoggio  
Standing glass holder



**B9336**  
Spandisapone (L.0,30) d'appoggio  
Standing soap dispenser



**B3306**  
Porta scopino d'appoggio  
Standing brush holder




**Materiale**  
Material

**Ottone / Cromall®**  
Brass / Cromall®

**Finiture**  
Finishes

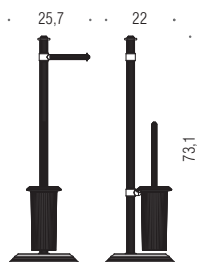


**Complemento**  
Complement

 **Vetro acidato naturale**  
Natural acid glass

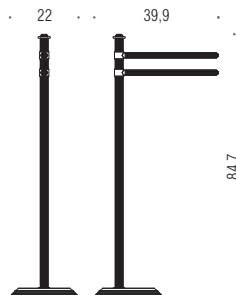


**Accessori d'appoggio**  
Free-standing accessories



BASE  
Ø 22,0

**B3318**  
Piantana con porta rotolo e porta scopino  
Standing column with paper holder and brush holder



BASE  
Ø 22,0

**B3338**  
Piantana con due porta salvietta  
Standing column with two towel holders







PORTOFINO



**“Portofino-classic line” rimanda la nostra memoria ad atmosfere ricche di significati e sensazioni rivissute negli oggetti della collezione. L’armonia delle linee è principio e fine del disegno. Il rigore qualitativo nella produzione accomuna “Portofino-classic line” alle altre collezioni di Colombo Design, offrendo possibilità molteplici per arredare bagni di forte personalità.**

“Portofino-classic line” is a collection full of sensations, atmosphere and harmony of design. The high quality standards of “Portofino-classic line” and its versatility offer innumerable combinations of very personalised bathroom interiors.

**“Il grande stile nasce quando il bello riporta vittoria sull’immane.”**

“The grand style arises when beauty wins a victory over the monstrous.”

*Friedrich Nietzsche*



B3216 - B9325







B3241 - B9326 - B3242



CD87  
CD97 + B3200





B3201  
B3231





B3212 + B3200    B3201 + B3200  
B3274S

B3209 + B3200    B3202 + B3200









B3238

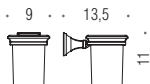


# PORTOFINO

Classic Line



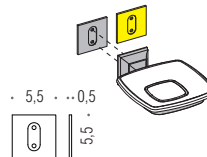
**B3201**  
Porta sapone  
Soap dish holder



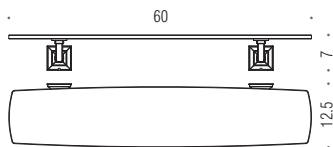
**B3202**  
Porta bicchiere  
Glass holder



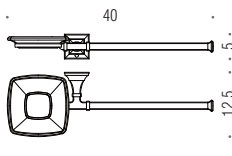
**B9325**  
Spandisapone (L.0,30)  
Soap dispenser



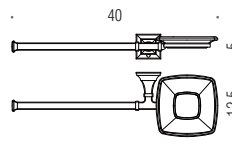
**B3200**  
Ghiera **OPTIONAL**  
Ring



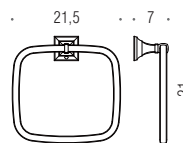
**B3216**  
Mensola  
Shelf



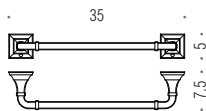
**B3274D**  
Porta sapone e porta salvietta  
per bidet destro  
Right soap dish and towel holder for bidet



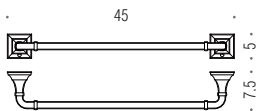
**B3274S**  
Porta sapone e porta salvietta  
per bidet destro  
Right soap dish and towel holder for bidet



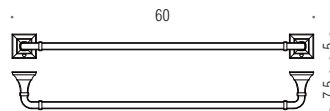
**B3231**  
Porta salvietta ad anello  
Ring towel holder



**B3209**  
Porta salvietta  
Towel holder



**B3210**  
Porta salvietta  
Towel holder



**B3211**  
Porta salvietta  
Towel holder






**Materiale**  
Material


**Ottone / Cromall®**  
Brass / Cromall®

**Finiture**  
Finishes



**Complemento**  
Complement

 **Vetro acidato naturale**  
Natural acid glass

 **Accessori con fissaggio vite e tassello**  
Accessories with screw and plug fixing

25 . . 3,5  
 . . 2,5


**CD87**  
**Appenditutto**  
Hook



. 5 . . 6 .  
 . . 1,5

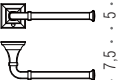
**CD97**  
**Appenditutto**  
Hook



. 5 . . 41,5  
 . . 1,5

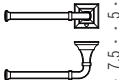
**B3212**  
**Porta salvietta doppio a snodo**  
Double bar towel holder



. 18,5 .  
 . . 7,5 . . 5 .

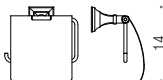
**B3208D**  
**Porta rotolo destro**  
Right paper holder



. 18,5 .  
 . . 7,5 . . 5 .

**B3208S**  
**Porta rotolo sinistro**  
Left paper holder




. 14 . . 10 .  
 . . 14

**B3291**  
**Porta rotolo coperto**  
Paper holder with cover



 **Direzione destra o sinistra modificabile dal cliente**  
End user may modify left or right direction

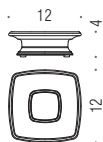
. 10 .  
 . . 42 . . 15 .

**B3207**  
**Prta scopino**  
Hanging brush holder

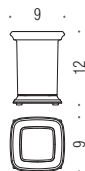


# PORTOFINO


Classic Line



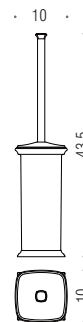
**B3242**  
Porta sapone d'appoggio  
Standing soap dish holder



**B3241**  
Porta bicchiere d'appoggio  
Standing glass holder



**B9326**  
Spandisapone (L.0,30) d'appoggio  
Standing soap dispenser



**B3206**  
Porta scopino d'appoggio  
Standing brush holder




**Materiale**  
Material

**Ottone / Cromall®**  
Brass / Cromall®

**Finiture**  
Finishes

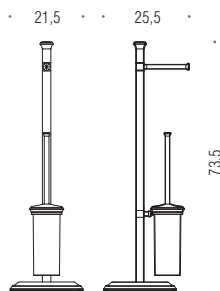


**Complemento**  
Complement

 **Vetro acidato naturale**  
Natural acid glass



**Accessori d'appoggio**  
Free-standing accessories

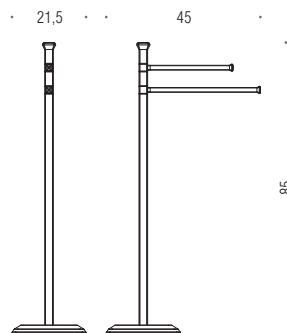


**BASE**  
21,5 x 21,5

**B3218**

**Piantana con porta rotolo e porta scopino**

Standing column with paper holder and brush holder



**BASE**  
21,5 x 21,5

**B3238**

**Piantana con due porta salvietta**

Standing column with two towel holders






2022 EDITION

basic

LA QUALITA' ACCESSIBILE.  
   
THE AFFORDABLE QUALITY.

MADE IN ITALY



BASIC



**“L’essenzialità è difficile da raggiungere: quando vediamo qualcosa di talmente semplice che ci fa dire “potevo farlo io”, significa che dietro c’è il lavoro di un team di progettisti che ha lavorato per l’essenzialità. Basic è la nuova sfida di Colombo Design: oggetti pensati, curati e caratterizzati da una qualità ed un prezzo “accessibile”.**

The simplicity is difficult to achieve: when we see something so simple that makes us say "I could have done it by myself", means that behind there is the work of a team of designers who worked for essentiality. Basic is the new challenge of Colombo Design: objects designed, thought and edited with a quality and a price "accessible".

**“La semplicità non è una cosa semplice.”**

“Semplicity is not a simple thing.”

*Charlie Chaplin*





B2781  
B2701

B2716







B2702 - B9332

B2731







B2727



B2717





B2788





*B2713 + B523M*



*B2712*

B2787



B2708







B2707  
B2706





B2732

B2733

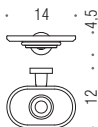




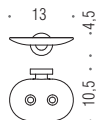


# BASIC

Design: Colombo Design



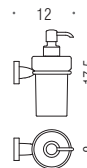
**B2701**  
Porta sapone  
Soap dish holder



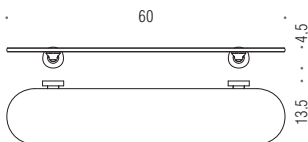
**B2781**  
Porta sapone inamovibile  
Irremovable soap dish holder



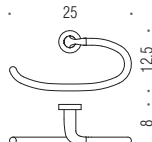
**B2702**  
Porta bicchiere  
Glass holder



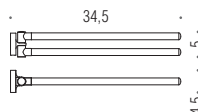
**B9332**  
Spandisapone (L 0,25)  
Soap dispenser




**B2716**  
Mensola  
Shelf



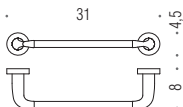
**B2731**  
Porta salvietta ad anello  
Ring towel holder



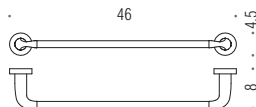
**B2712**  
Porta salvietta doppio a snodo  
Double bar towel holder



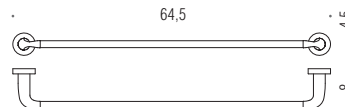
**B2713**  
Porta salvietta fisso  
Towel holder



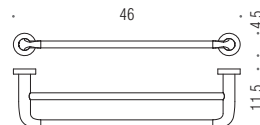
**B2709**  
Porta salvietta  
Towel holder



**B2710**  
Porta salvietta  
Towel holder



**B2711**  
Porta salvietta  
Towel holder



**B2788**  
Porta salvietta doppio  
Double towel holder



Materiale  
Material

Ottone / Cromall®  
Brass / Cromall®

Finiture  
Finishes



Complemento  
Complement

Vetro acidato naturale  
Natural acid glass

Accessori con fissaggio vite e tassello  
Accessories with screw and plug fixing

Accessori con fissaggio ad incollaggio con biadesivo  
Accessories with double-sided adhesive tape fixing

Accessori d'appoggio  
Free-standing accessories

La collezione Basic è fornita completa di viti, tasselli e brugole di montaggio.

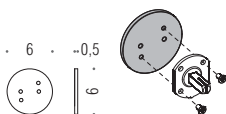
**OPTIONAL** - Esiste altresì la possibilità di utilizzare per ogni punto di fissaggio un kit con biadesivo (Art. B523M). Il biadesivo è premontato sulla ghiera e, per la preparazione della superficie del muro, all'interno della confezione sono presenti un kit di pulizia ed uno stick con il primer/attivatore.

**Attenzione:** si sconsiglia l'applicazione dei pezzi su superfici particolarmente ruvide o poco compatte, come intonaci, muri grezzi, resine, piastrelle strutturate e mosaici.

Our Basic collection is delivered complete with screws, plugs and Allen key.

**OPTIONAL** - Wall fixing with adhesive is available. Please ask for the correct component for each fixing point (Art. B523M). Adhesive strips are already preassembled on the piece and, for the preparation of the wall surface, inside the box there is a cleaning kit and a stick with the Activator/primer.

**Warning:** we do not recommend the application of the pieces on particularly rough surfaces such as plaster, raw concrete walls, resins, textured tiles and mosaics.




**B523M**  
Ghiera con bi-adesivo **OPTIONAL**  
Ring with adhesive



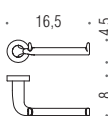
**B2717**  
Appenditutto  
Hook



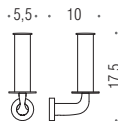
**B2727**  
Appenditutto  
Hook



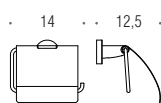
**B2706**  
Porta scopino d'appoggio  
Standing brush holder



**B2708**  
Porta rotolo  
Paper holder



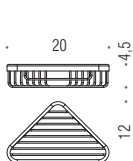
**B2790**  
Porta rotolo  
Paper holder



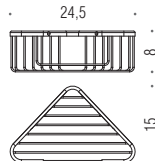
**B2791**  
Porta rotolo coperto  
Paper holder with cover



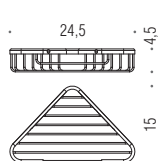
Direzione destra o sinistra  
modificabile dal cliente  
End user may modify  
left or right direction



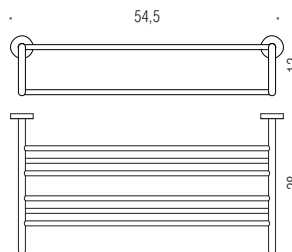
**B2732**  
Angolare semplice  
Single corner basket



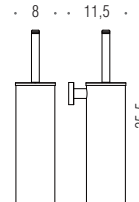
**B2733**  
Angolare semplice  
Single corner basket



**B2734**  
Angolare semplice  
Single corner basket



**B2787**  
Rack porta salvietta  
Rack towel holder



**B2707**  
Porta scopino  
Hanging brush holder





BASIC Q





**“La semplicità  
è la nota fondamentale  
di ogni vera eleganza.”**

“Simplicity is the keynote  
of all true elegance.”

*Coco Chanel*

**Il comfort del vostro bagno può passare attraverso la piacevolezza degli accessori della nuova collezione BasicQ, dove l'eleganza e la semplicità si arricchiscono di linee quadrate. Anche questa serie conferma la propria versatilità che la rende perfetta per ogni tipologia di ambiente bagno. Resistente, pratica ed “accessibile”, la collezione BasicQ è il decoro dell'essenzialità al quadrato!**

The comfort of your bathroom can go through the pleasure of the accessories of the new collection BasicQ, where elegance and simplicity are enriched with square lines. Also this series confirms its versatility, which makes it perfect for every type of bathroom. Durable, practical and “accessible”, the BasicQ collection is the essentiality decorum to the square!

B3781  
B3701









B3731

LC97





B3709

B3710

B3711

B3712







B3708D  
B3708S







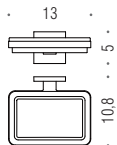
B3791

B3707  
B3706

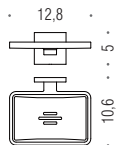


# BASICO

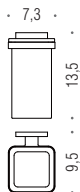
Design: Colombo Design



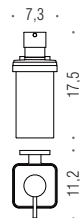
**B3701**  
Porta sapone  
Soap dish holder



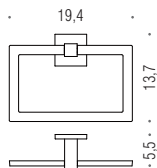
**B3781**  
Porta sapone inamovibile  
Irremovable soap dish holder




**B3702**  
Porta bicchiere  
Glass holder



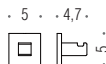
**B9337**  
Spandisapone (L 0,28)  
Soap dispenser



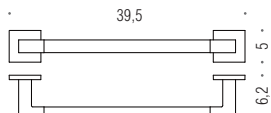
**B3731**  
Porta salvietta ad anello  
Ring towel holder



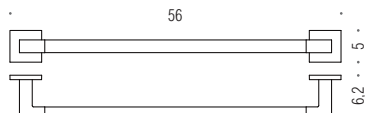
**B3712**  
Porta salvietta doppio a snodo  
Double bar towel holder



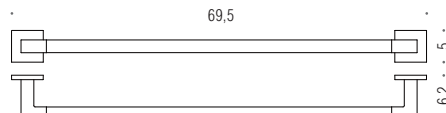
**LC97**  
Appenditutto  
Hook



**B3709**  
Porta salvietta  
Towel holder



**B3710**  
Porta salvietta  
Towel holder



**B3711**  
Porta salvietta  
Towel holder



**Materiale**  
Material

**Ottone / Cromall®**  
Brass / Cromall®

**Finiture**  
Finishes



**10** Cromo  
Chrome



**10** Nero Opaco RAL 9005  
Matt Black

**Complemento**  
Complement



**Vetro acidato naturale**  
Natural acid glass



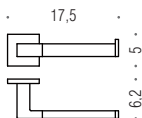
ABS



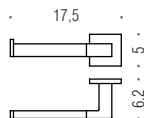
**Accessori con fissaggio vite e tassello**  
Accessories with screw and plug fixing



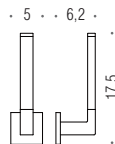
**Accessori d'appoggio**  
Free-standing accessories



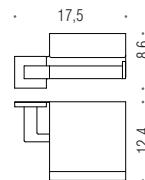
**B3708D**  
Porta rotolo destro  
Right paper holder



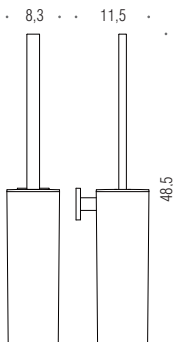
**B3708S**  
Porta rotolo sinistro  
Left paper holder



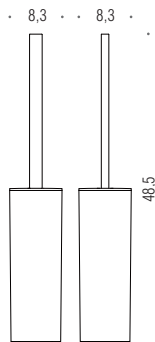
**B3790**  
Porta rotolo  
Paper holder



**B3791**  
Porta rotolo coperto  
Paper holder with cover



**B3707**  
Porta scopino  
Hanging brush holder



**B3706**  
Porta scopino d'appoggio  
Standing brush holder



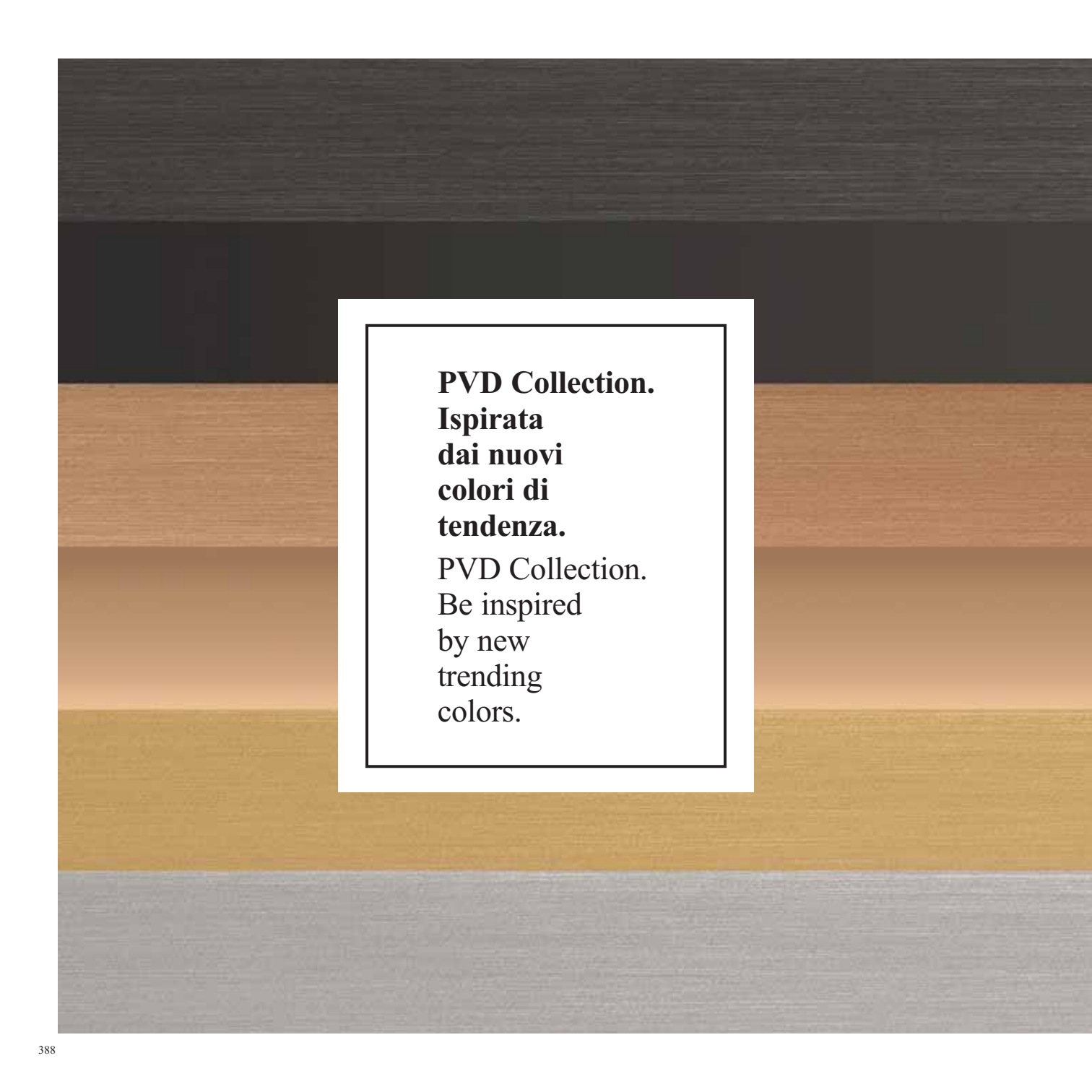


# PMD

COLLECTION

\_TRENTA / LOOK / PLUS





**PVD Collection.  
Ispirata  
dai nuovi  
colori di  
tendenza.**

PVD Collection.  
Be inspired  
by new  
trending  
colors.

Grafite Mat

**Finitura sobria e innovativa, rappresenta il gusto di una personalità moderna e aperta alle novità. Di colore grigio scuro, l'effetto satinato la rende una tonalità ideale per ambienti moderni e dallo stile urbano.**

A sober and innovative finish, representing the taste of a modern personality and open to new things. Dark gray in color, the satin effect makes it an ideal shade for modern and urban-style atmospheres.

Grafite

**Finitura lucida, glamour ed esclusiva, esprime l'eleganza in chiave moderna. Con i suoi riflessi metallici esalta il design del prodotto, risultando particolarmente adatta per ambienti sofisticati.**

A shining, glamorous and exclusive finish, expressing elegance in a modern way. With its metallic reflections it enhances the design of the product, making it particularly suitable for sophisticated environments.

Vintage Mat

**Finitura satinata, morbida con sfumature retrò, connubio perfetto tra fascino del passato e gusto moderno. Una tonalità che ben si inserisce in ambienti dal design ricercato, donando un tocco di vintage moderno.**

A satin and soft finish with rétro nuances, perfect combination of charm from the past and modern taste. A shade that fits well into selected design environments, giving a touch of modern vintage.

Vintage

**Finitura lucida di prestigio e intramontabile, perfetta per arricchire con una nota di brillantezza gli ambienti di lusso. Con i suoi riflessi caldi dona personalità al prodotto, valorizzandone forme e dettagli.**

A shining, prestigious and timeless finish, perfect to enrich luxury environments with a note of brilliance. This finish gives personality to the product thanks to its warm reflections, enhancing shapes and details.

Oromat

**Finitura elegante e particolarmente versatile, si abbina perfettamente in ambienti dal design sia classico che minimalista.**

Elegant and particularly versatile, this finish combines perfectly in environments with both classic and minimalist design.

HPS/SS  
STAINLESS-STEEL

**Finitura tecnica, satinata. Si abbina particolarmente agli ambienti moderni e minimal.**

Hi-tech satin finishing. It is particularly suitable for modern and minimal environments.

# TRENTA

Design: Luca Colombo / Pio e Tito Toso lab

*B3001 GM*



*B3040 GM - B3041 GM - B9341 GM*



*B3002 GM*



*PT27 GM*



*PT17 GM*



*B9340 GM*





*B3012 GM*



*B3031 GM*



*B3009 GM*



*B3008 GM*



*B3007 GM - B3006 GM*




*LC27 VL*



*B1601 VL - B1602 VL - B9316 VL*




*LC37 VM*



*B1607 VM - B1606 VM*



*B1608 GL*



# LOOK

Design: Luca Colombo

*B9316 GM*



*B1640 VM - B9317 VM - B1641 VM*



*B1612 GL*



*B1674 GL*



# PLUS

Design: Piet Billekens


*W4902 GL*



*W4981 VM - W4940 VM - W4941 VM*



*W4910 GM - W4911 GM*




*W4917 VM*



*W4975 VL*



*W4992 GM*



*W4913 VL*



*W4961 GL - W4962 GL*



*W4908 VL*

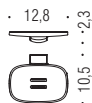


# TRENTA

Design: Luca Colombo / Pio e Tito Toso lab

Ottone / Cromall®  
Brass / Cromall®

GM  
Grafite Mat



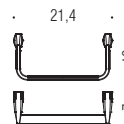
**B3001**  
Porta sapone inamovibile  
Irremovable soap dish holder



**B3002**  
Porta bicchiere  
Glass holder




**B9340**  
Spandisapone (L 0,30)  
Soap dispenser



**B3031**  
Porta salvietta ad anello  
Ring towel holder



**B3009**  
Porta salvietta  
Towel holder




**B3010**  
Porta salvietta  
Towel holder




**PT17**  
Appenditutto  
Hook



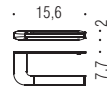
**PT27**  
Appenditutto  
Hook



**B3011**  
Porta salvietta  
Towel holder



**B3011XL**  
Porta salvietta  
Towel holder



**B3008**  
Porta rotolo reversibile  
Reversible paper holder

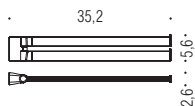




**Accessori con fissaggio vite e tassello**  
Accessories with screw and plug fixing



**Accessori d'appoggio**  
Free-standing accessories



**B3012**  
**Porta salvietta doppio a snodo**  
Double bar towel holder



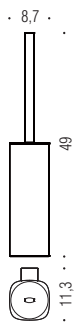
**B3040**  
**Porta sapone d'appoggio**  
Standing soap dish holder



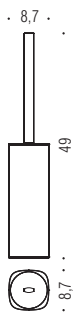
**B3041**  
**Porta bicchiere d'appoggio**  
Standing glass holder



**B9341**  
**Spandisapone (L 0,30) d'appoggio**  
Standing soap dispenser



**B3007**  
**Porta scopino**  
Hanging brush holder



**B3006**  
**Porta scopino d'appoggio**  
Standing brush holder



# LOOK

Design: Luca Colombo

Ottone / Cromall®  
Brass / Cromall®



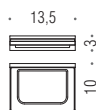
**GM**  
Grafite Mat

**GL**  
Grafite

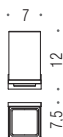
**VM**  
Vintage Mat

**VL**  
Vintage

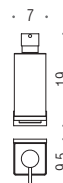
**VAN**  
Vetro acidato  
naturale.  
Natural acid glass



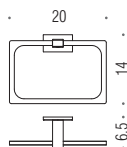
**B1601**  
Porta sapone  
Soap dish holder




**B1602**  
Porta bicchiere  
Glass holder



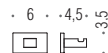
**B9316**  
Spandisapone (L 0,31)  
Soap dispenser



**B1631**  
Porta salvietta ad anello  
Ring towel holder



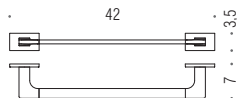
**B1612**  
Porta salvietta doppio a snodo  
Double bar towel holder



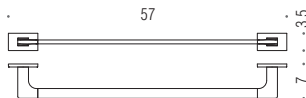
**LC27**  
Appenditutto  
Hook



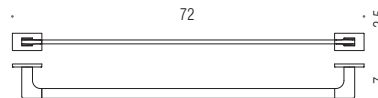
**LC37**  
Appenditutto  
Hook



**B1609**  
Porta salvietta  
Towel holder



**B1610**  
Porta salvietta  
Towel holder



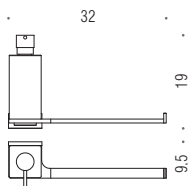
**B1611**  
Porta salvietta  
Towel holder



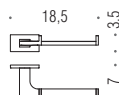


**+** Accessori con fissaggio vite e tassello  
Accessories with screw and plug fixing

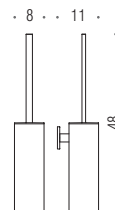
**↓** Accessori d'appoggio  
Free-standing accessories



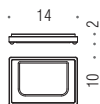
**B1674**  
Spandisapone (L 0,31) e porta salvietta per bidet  
Soap dispenser and towel holder for bidet



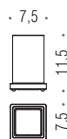
**B1608**  
Porta rotolo  
Paper holder



**B1607**  
Porta scopino  
Hanging brush holder



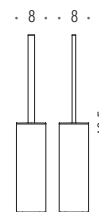
**B1640**  
Porta sapone d'appoggio  
Standing soap dish holder



**B1641**  
Porta bicchiere d'appoggio  
Standing glass holder



**B9317**  
Spandisapone (L 0,31) d'appoggio  
Standing soap dispenser



**B1606**  
Porta scopino d'appoggio  
Standing brush holder



# P L U S

Design: Piet Billekens

**Cromall®**  
Cromall®



**GM**  
Grafite Mat

**GL**  
Grafite

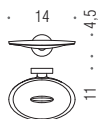
**VM**  
Vintage Mat

**VL**  
Vintage

**OM**  
Orimat

**HPS/SS**  
HPS  
Stainless-Steel

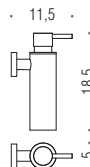
**VT**  
Vetro  
trasparente  
Transparent glass



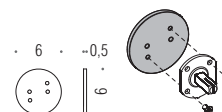
**W4901**  
Porta sapone inamovibile  
Irremovable soap dish holder



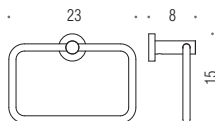
**W4902**  
Porta bicchiere inamovibile  
Irremovable glass holder




**W4981**  
Spandisapone (L.0,15)  
Soap dispenser



**B523M**  
Ghiera con bi-adesivo **OPTIONAL**  
Ring with adhesive



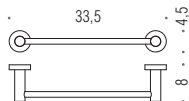
**W4931**  
Porta salvietta ad anello  
Ring towel holder



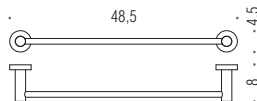
**W4913**  
Porta salvietta doppio a snodo  
Double bar towel holder



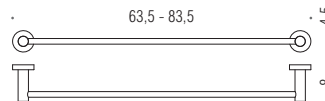
**W4917**  
Appenditutto  
Hook



**W4909**  
Porta salvietta  
Towel holder



**W4910**  
Porta salvietta  
Towel holder



**W4911 - W4912**  
Porta salvietta  
Towel holder





**Accessori con fissaggio vite e tassello**  
Accessories with screw and plug fixing



**Accessori con fissaggio ad incollo con biadesivo**  
Accessories with double-sided adhesive tape fixing



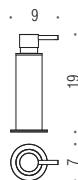
**Accessori d'appoggio**  
Free-standing accessories



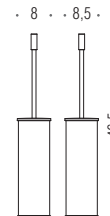
**W4940**  
**Porta sapone d'appoggio**  
Standing soap dish holder



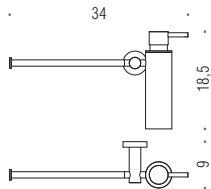
**W4941**  
**Porta bicchiere d'appoggio**  
Standing glass holder



**W4980**  
**Spandisapone (L 0,15) d'appoggio**  
Standing soap dispenser

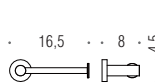


**W4961**  
**Porta scopino d'appoggio**  
Standing brush holder



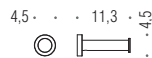
**Direzione destra  
o sinistra modificabile  
dal cliente**  
End user may modify  
left or right direction

**W4975**  
**Spandisapone (L 0,15) e porta salvietta per bidet**  
Soap dispenser and towel holder for bidet

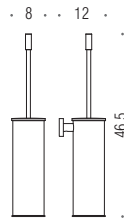


**Reversibile**  
Reversible

**W4908**  
**Porta rotolo**  
Paper holder



**W4992**  
**Porta rotolo fisso**  
Fixed paper holder



**W4962**  
**Porta scopino**  
Hanging brush holder



